

**Mick Antoniw AS/MS**  
**Y Cwnsler Cyffredinol a Gweinidog y Cyfansoddiad**  
**Counsel General and Minister for the Constitution**



Llywodraeth Cymru  
Welsh Government

Huw Irranca-Davies AS  
Cadeirydd y Pwyllgor Deddfwriaeth, Cyfiawnder a'r Cyfansoddiad  
Senedd Cymru  
Bae Caerdydd  
Caerdydd  
CF99 1SN

13 Ionawr 2022

Annwyl Huw,

Dywedais mewn gohebiaeth flaenorol y byddem yn darparu fersiynau PDF o'r Dangosfyrddau Trosedd a Chyfiawnder i'r Pwyllgor cyn gynted â phosibl er mwyn rhoi enghraifft o'r datblygiad a'r ystod o ddata sydd ar gael ynddynt. Rwy'n gwireddu'r ymrwymiad hwnnw yn awr.

Mae'n bwysig nodi mai yn y camau datblygu y mae'r Dangosfyrddau Trosedd a Chyfiawnder, ac y bydd newidiadau'n cael eu gwneud o bosibl yn dilyn adborth gan ddefnyddwyr. Byddwn yn gweithio i gyhoeddi'r dangosfyrddau hyn yn ffurfiol ond ar hyn o bryd gwaith sydd ar y gweill ydynt, a'r cynnwys terfynol i'w gadarnhau.

Yng ngoleuni hynny, byddem yn croesawu unrhyw adborth gan y Pwyllgor ar y cynnwys. Mae'r data yn y Dangosfyrddau yn cynnwys ystod eang o ddata sy'n deillio o amrywiaeth o ffynonellau, gan gynnwys y Weinyddiaeth Gyfiawnder, y Swyddfa Gartref, Gwasanaeth Carchardai a Phrawf EM, yr Asiantaeth Ystadegau Addysg Uwch, Bwrdd Cyfiawnder Ieuencid Cymru a Lloegr a'r Gwasanaeth Gwarchod Ieuencid; ond maent yn parhau i fod yn gyfyngedig i'r hyn sydd ar gael mewn manau eraill, ac rydym yn parhau i fynd ar drywydd yr achos dros sicrhau bod data llawnach a mwy defnyddiol ynghylch cyfiawnder yng Nghymru ar gael ar wahân gan y Weinyddiaeth Gyfiawnder.

O fewn Llywodraeth Cymru, mae'r Dangosfyrddau'n rhyngweithiol i ganiatáu eu defnyddio'n llawnach ond ar hyn o bryd, oherwydd ymrwymadau a wnaed i rai darparwyr data, ni allwn rannu'r dangosfwrdd rhyngweithiol llawn yn allanol.

Yn gywir,

**Mick Antoniw AS/MS**  
**Y Cwnsler Cyffredinol a Gweinidog y Cyfansoddiad**  
**Counsel General and Minister for the Constitution**

Canolfan Cyswllt Cyntaf / First Point of Contact Centre:  
0300 0604400

Bae Caerdydd • Cardiff Bay  
Caerdydd • Cardiff  
CF99 1SN

[Gohebiaeth.Mick.Antoniw@llyw.cymru](mailto:Gohebiaeth.Mick.Antoniw@llyw.cymru)  
[Correspondence.Mick.Antoniw@gov.Wales](mailto:Correspondence.Mick.Antoniw@gov.Wales)

Rydym yn croesawu derbyn gohebiaeth yn Gymraeg. Byddwn yn ateb gohebiaeth a dderbynnir yn Gymraeg yn Gymraeg ac ni fydd gohebu yn Gymraeg yn arwain at oedi.

We welcome receiving correspondence in Welsh. Any correspondence received in Welsh will be answered in Welsh and corresponding in Welsh will not lead to a delay in responding.



## Crime and Justice Dashboard: Legal Aid

Legal aid - Crime

Legal aid - Civil

Page topic	Frequency	Publication schedule (month)	Most recent data in dashboard	...which was published
Legal Aid - Crime	Annual	Jun	2020-21	Jun-21
Legal Aid - Civil	Annual	Jun	2020-21	Jun-21

Please note the publication schedule noted above relates to forthcoming publications and does not reflect when those publications already published.

Check out other Crime and Justice data dashboards:

[Courts and Tribunals](#)

[Crime Occurrences](#)

[Prisons and Probations](#)

[Workforce](#)

[Youth Justice](#)

### Legal aid - Crime

Reset

Contents

Multiple selections may be made from slicers with square check boxes. To make multiple selections hold down the CTRL key on your keyboard whilst choosing from the list. Where a slicer has circular check boxes only one option may be chosen.

Source and user guides are available: [Legal aid statistics](#)

Please note these slicers affect both charts on this page

Scheme

- CCLF
- CCR
- Crime Lower
- VHCC Crime

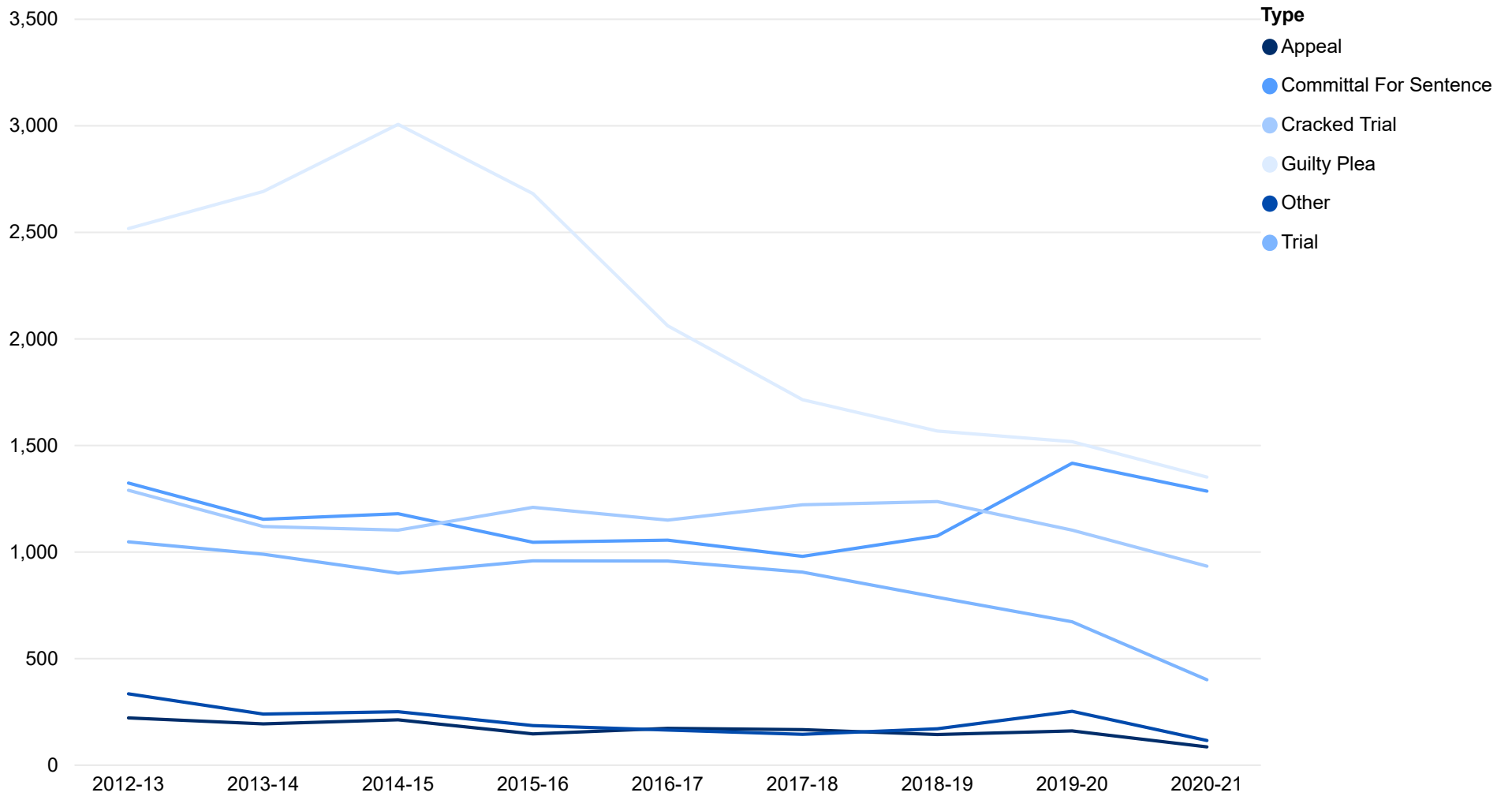
Region

- East Midlands
- Eastern
- London
- Merseyside
- North East
- North West
- South
- South East
- South West
- Wales
- West Midlands
- Yorkshire and Humberside

Local Authority

- Blaenau Gwent
- Bridgend
- Caerphilly
- Cardiff
- Carmarthenshire

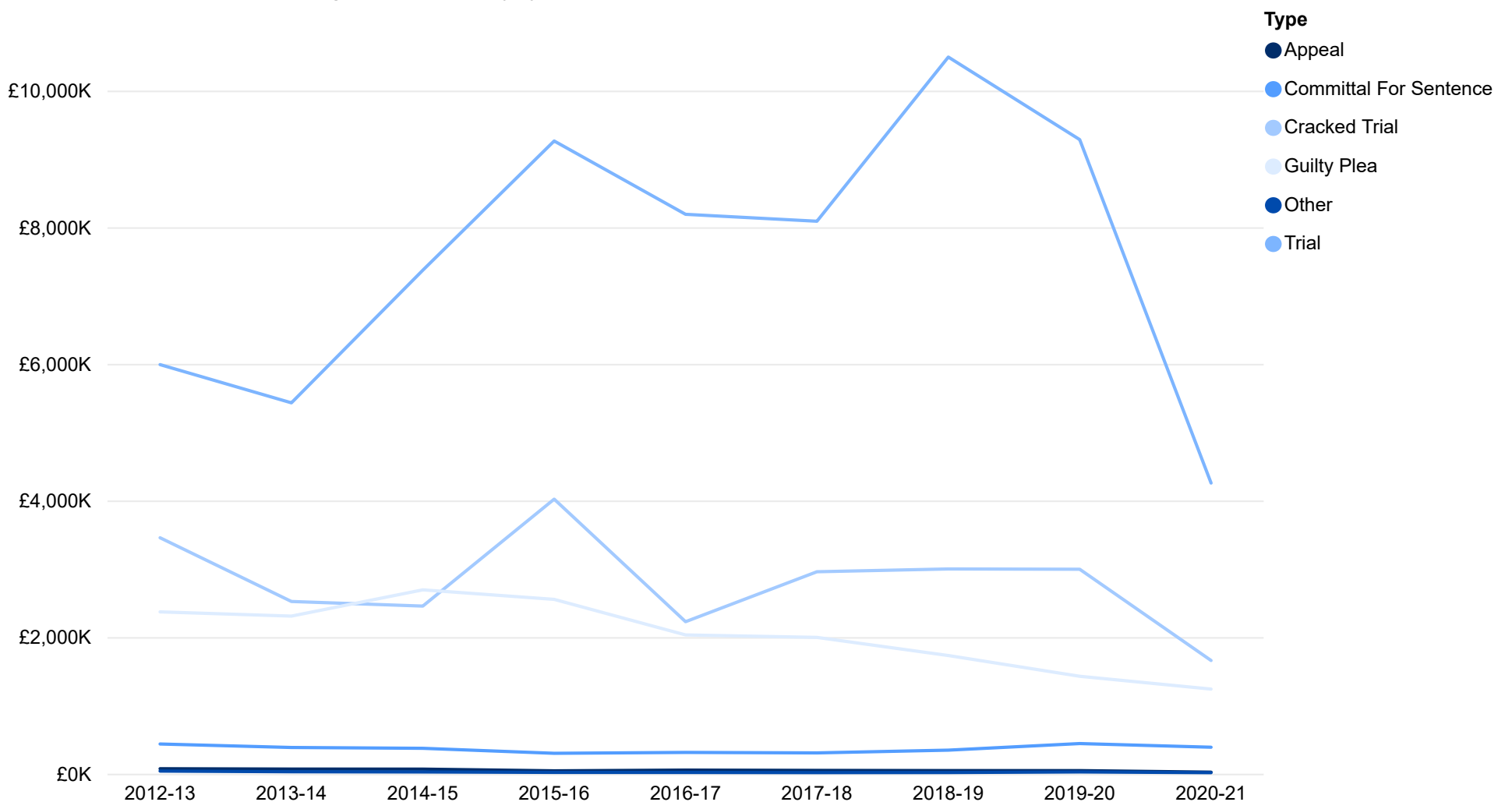
#### Crime workload - Number of legal aid cases by type



Local Authority

All

#### Crime workload - Value of legal aid cases by type



### Legal aid - Civil

Reset

Contents

Multiple selections may be made from slicers with square check boxes. To make multiple selections hold down the CTRL key on your keyboard whilst choosing from the list. Where a slicer has circular check boxes only one option may be chosen.

Source and user guides are available: [Legal aid statistics](#)

Please note these slicers affect both charts on this page

**Scheme**

- Civ Rep
- Civ Rep Opponent
- CLA
- HPCDS
- Legal Help
- Mediation

**Type**

All

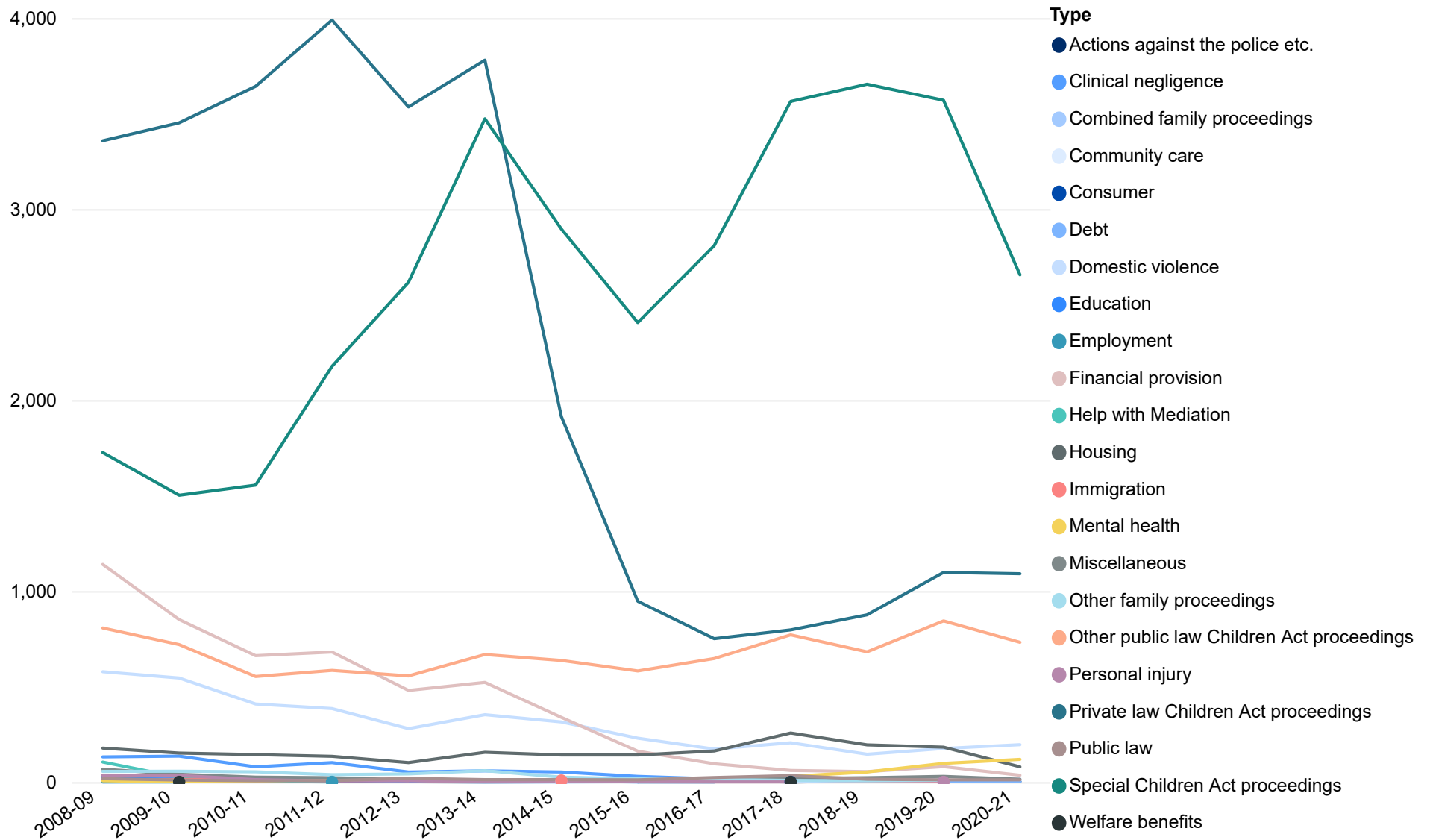
**Region**

- East Midlands
- Eastern
- London
- Merseyside
- North East
- North West
- South
- South East
- South West
- Wales
- West Midlands
- Yorkshire and Humberside

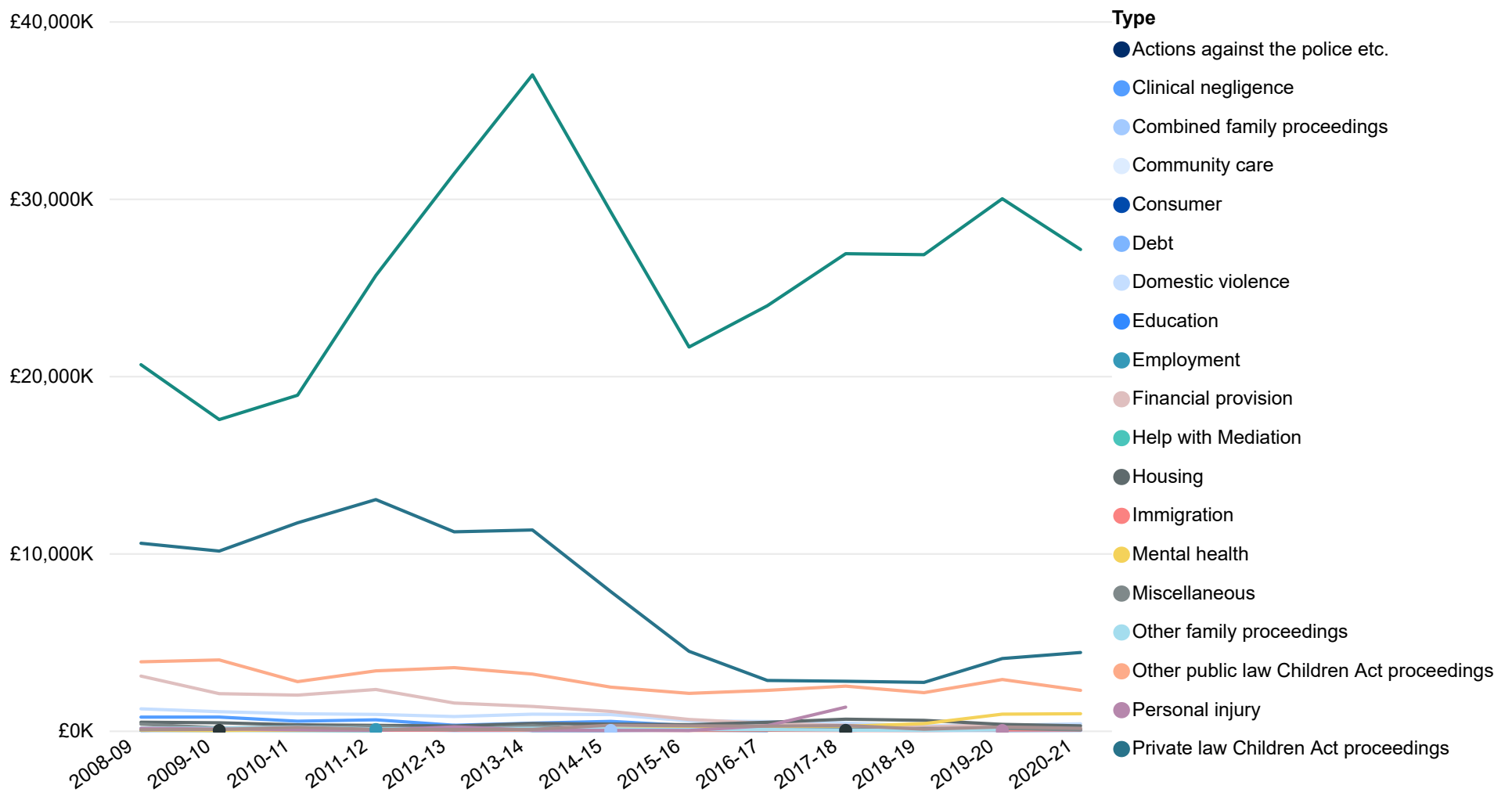
**Local Authority**

All

Number of civil legal aid claims made by selected scheme, Wales



Value of civil legal aid claims made by selected scheme, Wales





## Crime and Justice Dashboard: Crime Occurrences

Crime rates

Reoffending

Reoffending rates

Reoffending - payment by results

Page topic	Frequency	Publication schedule (month)	Most recent data in dashboard	... which was published
Crime Rates	Quarterly	Jan/Apr/July/Oct	Jun-21	Nov-21
Reoffending	Annual	Jan	Mar-19	May-21
Reoffending rates	Annual	Jan	Mar-19	May-21
Reoffending payment by results	Quarterly	Jan/Apr/July/Oct	Dec-19	Nov-21

Check out other Crime and Justice data dashboards:

[Legal Aid](#)

[Courts and Tribunals](#)

[Prisons and Probations](#)

[Workforce](#)

[Youth Justice](#)

Reset

Contents

# Crime rates

Multiple selections may be made from slicers with square check boxes. To select multiple options hold down the CTRL key on your keyboard whilst making your selection from the list. Where a slicer has circular check boxes only one option may be chosen. Please note if Victim -based crime or other crimes against society are selected from Offence group level 1, a selection must be made from offence group level 2.

Source: [Crime in England and Wales: Police Force Area data tables](#)

Area type

- Country
- English Region
- National
- Police Force Area

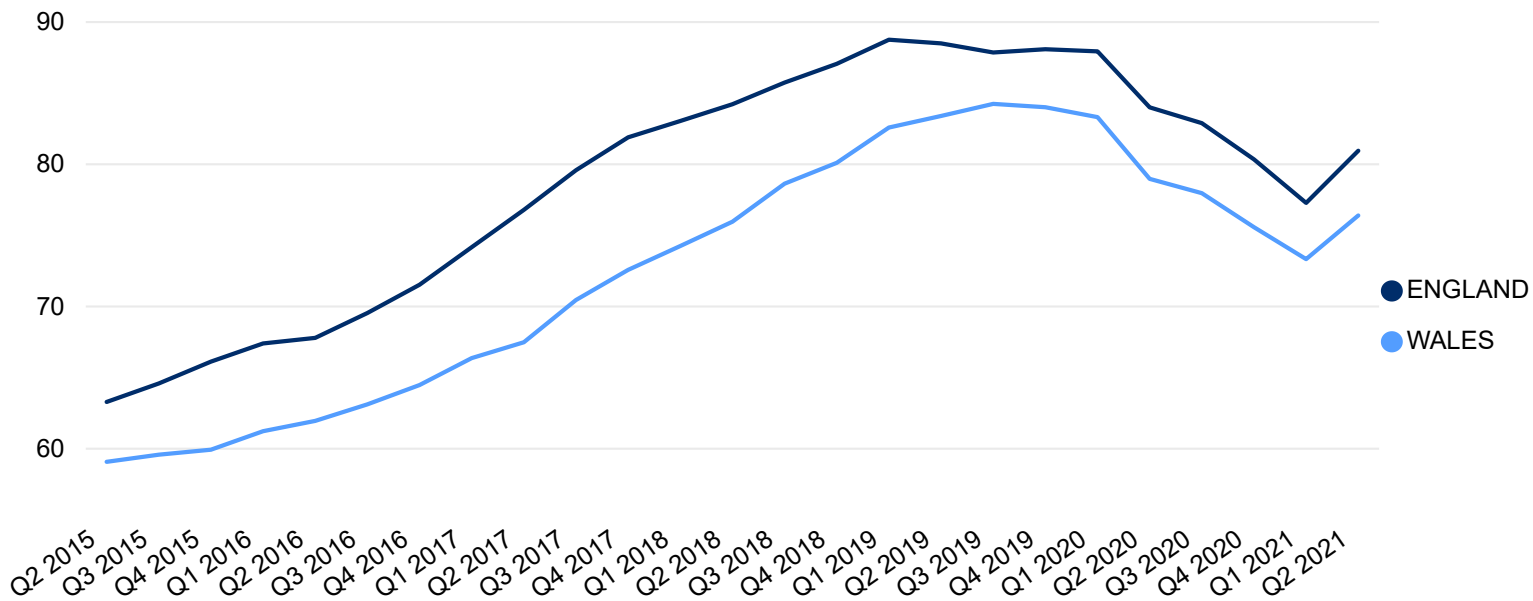
Area:

Offence group - level 1

- Total recorded crime (excludin...
- Victim-based crime
- Other crimes against society

Offence group - level 2:

Crime rates(1) for selected areas/regions, Total recorded crime (excluding fraud)



(1) Per 1,000 population for all offence categories except domestic burglary.

Reset

Contents

# Reoffending

Multiple selections may be made from slicers with square check boxes. To select multiple options hold down the CTRL key on your keyboard whilst making your selection from the list. Where a slicer has circular check boxes only one option may be chosen. Please select an option from the category list first - a combination of a geography type and a metric such as age or ethnicity. The list in the geography slicer will amend accordingly and the metric will be shown in the legend for each chart. The default view shows data for Wales. To view other geographical area types (YOTs etc), deselect 'Wales', the other geography options will appear in the category slicer.

The data presented here refer to adult and juvenile offenders who were released from custody, received a non-custodial conviction at court, or received a caution.

Source and user guides are available: [Proven reoffending statistics](#)

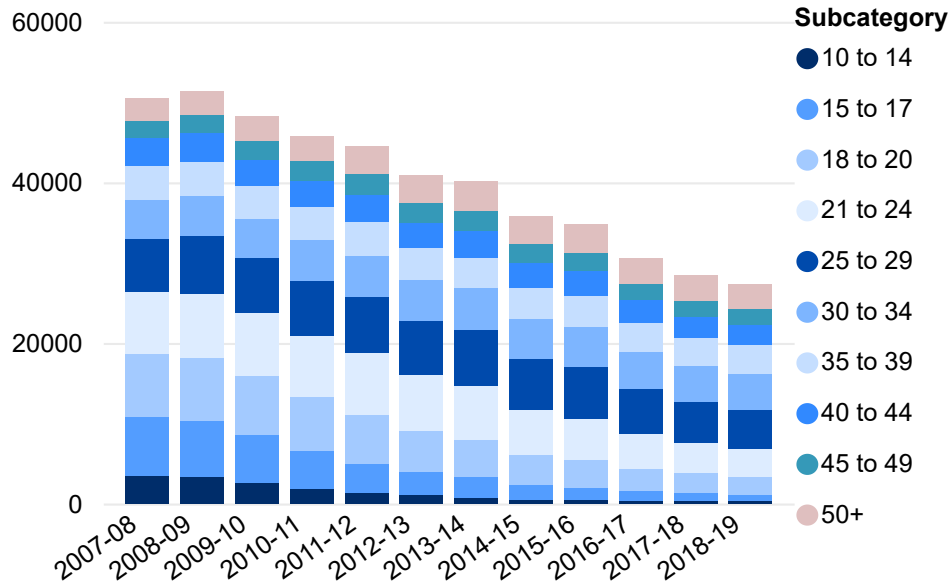
Category ▼

Region by Age ▼

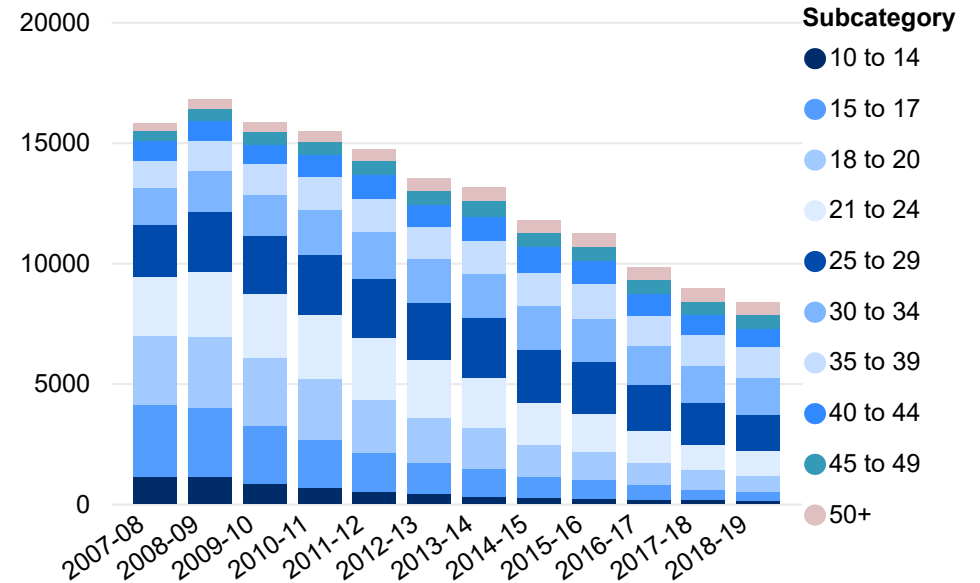
Geography ▼

Wales ▼

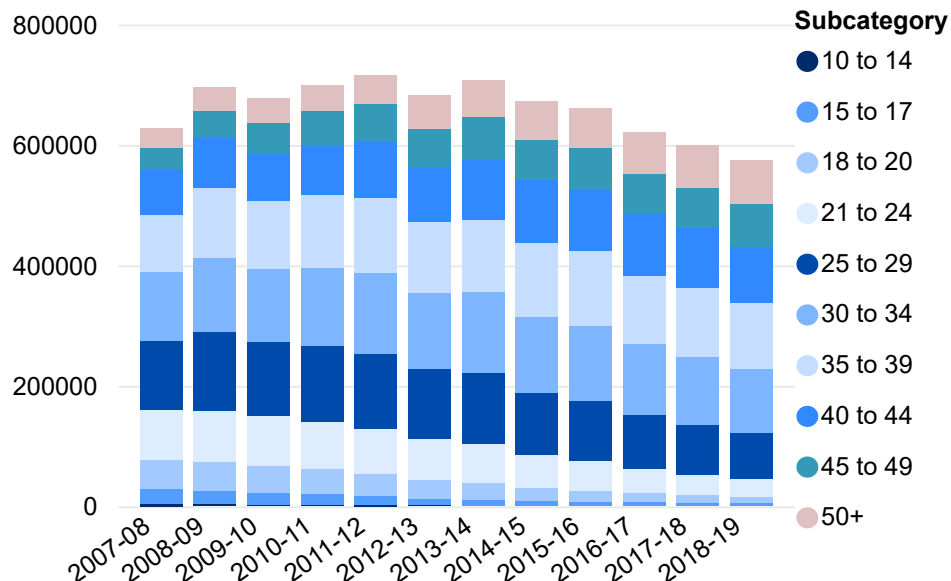
Offenders in Wales, by age



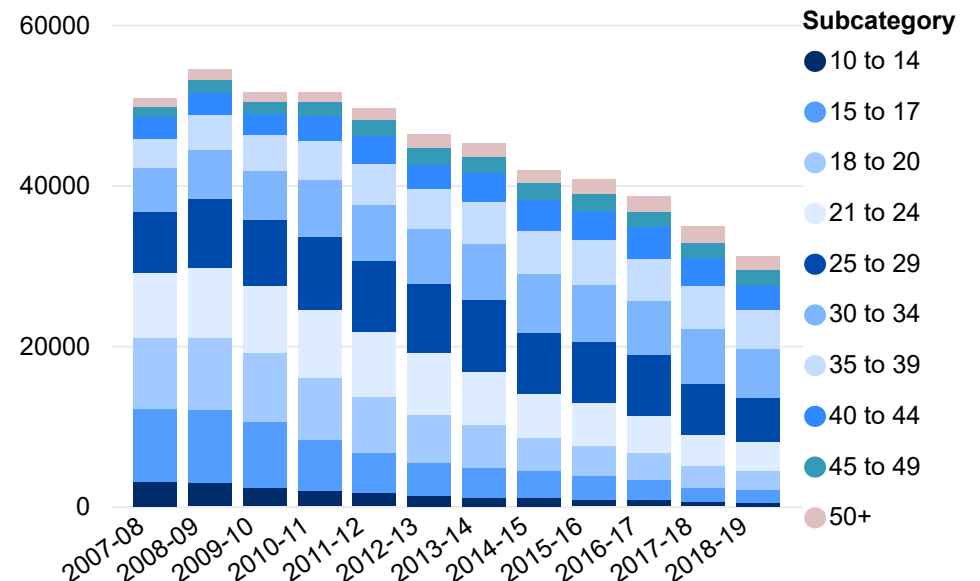
Reoffenders in Wales, by age



Number of previous offences in Wales, by age



Reoffences in Wales, by age



Reset

Contents

# Reoffending rates

Multiple selections may be made from slicers with square check boxes. To select multiple options hold down the CTRL key on your keyboard whilst making your selection from the list. Where a slicer has circular check boxes only one option may be chosen.

First select a metric, and then choose the categories of this metric you wish to show in the charts below. Next, choose a value. To revert to the full list of metrics deselect the values from the category slicer, or press the reset button.

The data presented here refer to adult and juvenile offenders who were released from custody, received a non-custodial conviction at court, or received a caution.

Source and user guides are available: [Proven reoffending statistics](#)

Adult/Juvenile

Adult

Juvenile

Metric

All

Age

Ethnicity

Index Offence

Sex

Category

All

Values

Average number of previous offences per offender

Average number of reoffences per reoffender

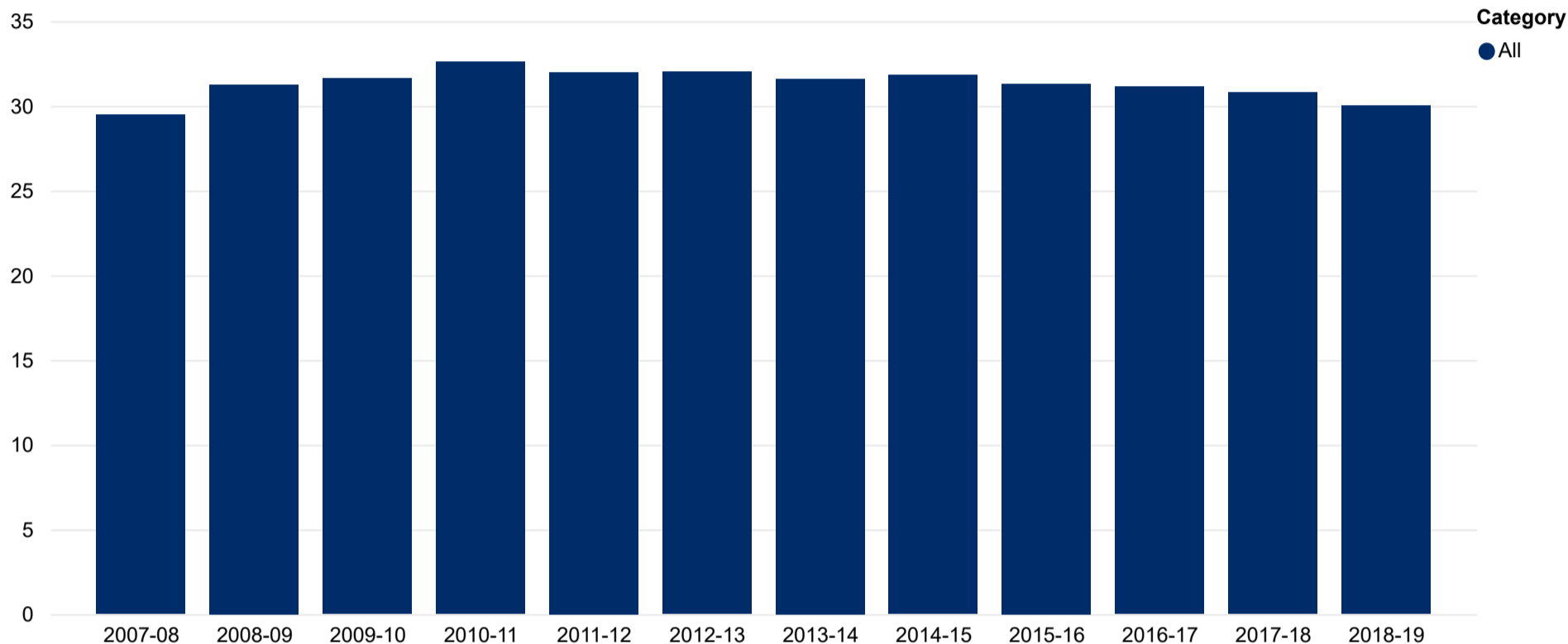
Number of previous offences

Offenders

Geography

Wales

Proportion of offenders who reoffend (%), all offenders, Wales



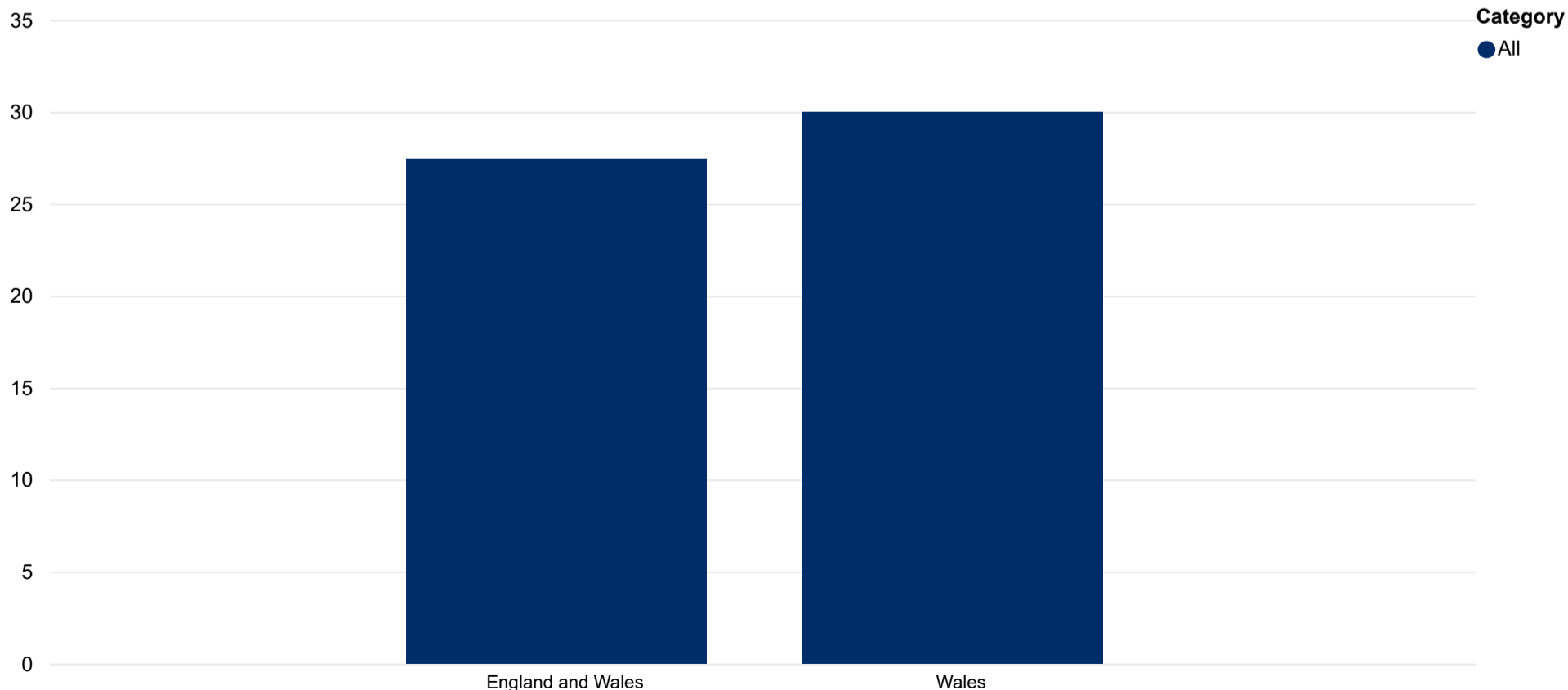
Cohort

2018-19

Geography

Multiple selections

Proportion of offenders who reoffend (%), all offenders and selected geographies, 2018-19





Reset

Contents

# Reoffending - payment by results statistics

Multiple selections may be made from slicers with square check boxes. To select multiple options hold down the CTRL key on your keyboard whilst making your selection from the list. Where a slicer has circular check boxes only one option may be chosen. The data presented here are proven reoffending statistics for adult offenders being managed in the community in England and Wales by Community Rehabilitation Companies (CRCs) under Payment by Results (PbR) arrangements, and by the National Probation Service (NPS).

Source and user guides are available: [Payment by results Statistics](#)

Age  
All Age

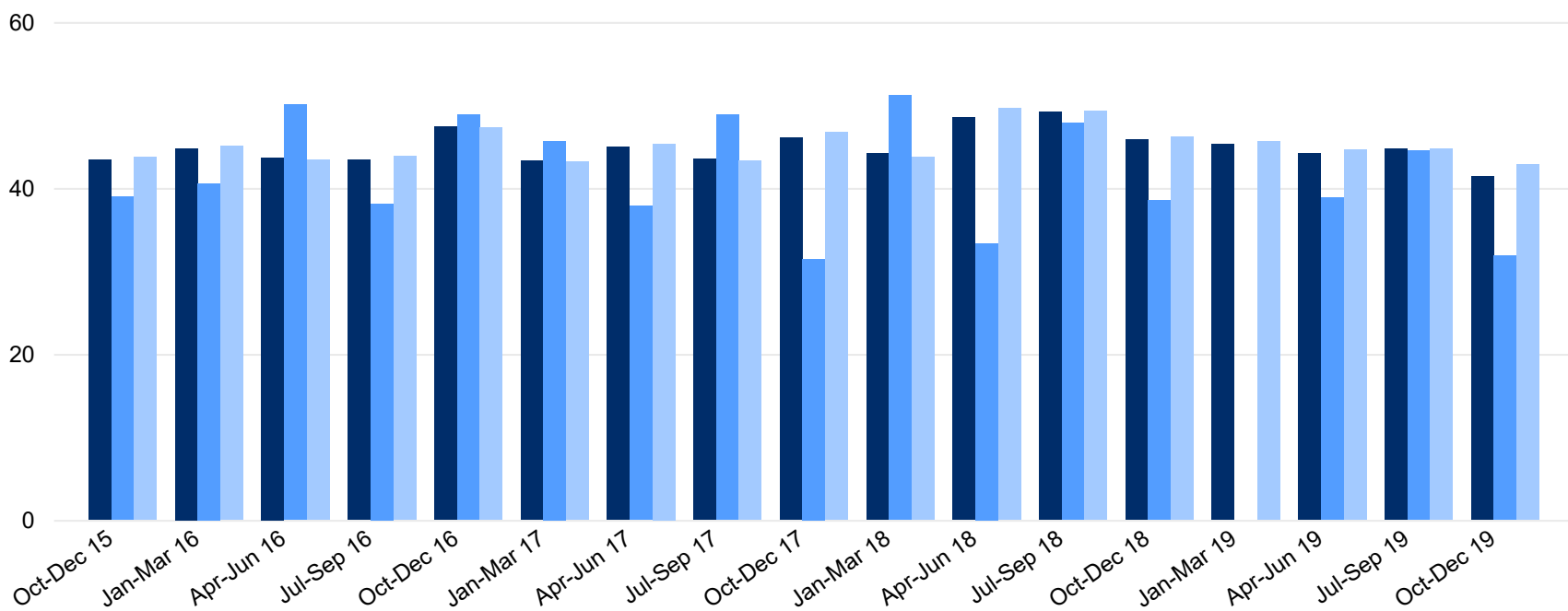
Measure

- Average number of reoffences per reoffender
- Average OGRS4/G score
- Number of offenders in the measurable cohort
- Number of reoffences
- Number of reoffenders
- Proportion of offenders who reoffend (%)

Probation Provider  
NPS Wales

Proportion of offenders who reoffend (%), by gender, All Age, NPS Wales

Gender  All Sex  Female  Male

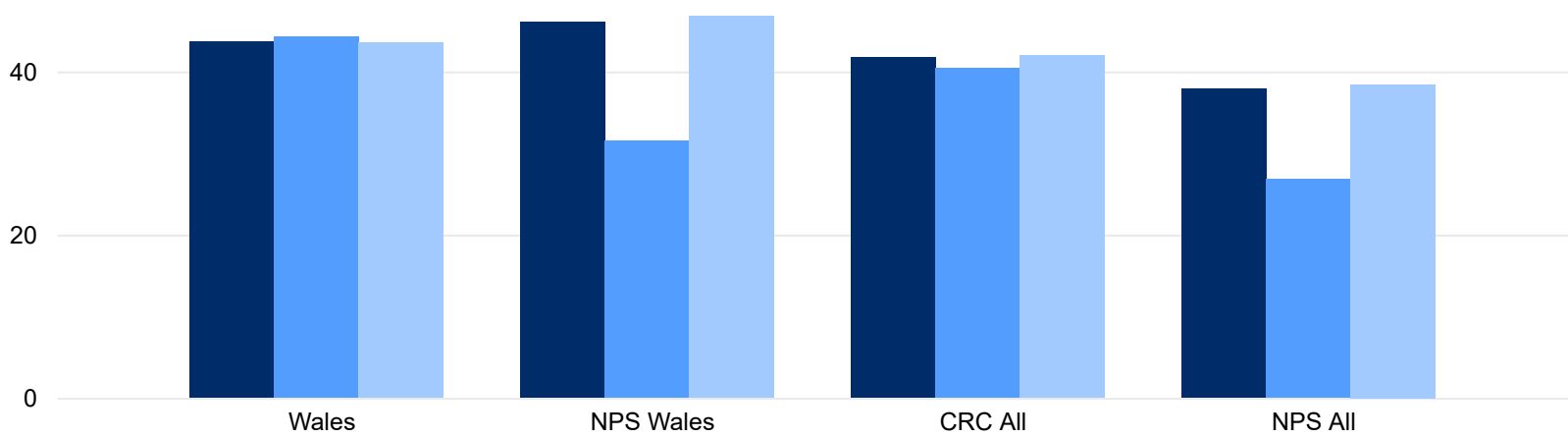


Cohort  
October to December 2017

Probation Provider  
Multiple selections

Proportion of offenders who reoffend (%), by gender and selected NPS/CRCs, All Age, October to December 2017

Gender  All Sex  Female  Male





ystadegau  
ar gyfer cymru  
statistics  
for wales



Llywodraeth Cymru  
Welsh Government

### Crime and Justice Dashboard: Workforce

Police Workforce headcount

Police Workforce Diversity

Law students

Page topic	Frequency	Publication schedule (month)	Most recent data in dashboard	... which was published
Police workforce	Annual	Jul	2020-21	Jul-21
Police Diversity	Annual	Jul	2020-21	Jul-21
Law Students	Annual	Jan	2018-19	Jan-20

Check out other Crime and Justice data dashboards:

[Legal Aid](#)

[Courts and Tribunals](#)

[Crime Occurrences](#)

[Prisons and Probations](#)

[Youth Justice](#)

# Police workforce

Reset

Contents

Multiple selections may be made from slicers with square selection boxes; if no selection all options are used in the visualisation (e.g. if neither male or female are selected below then the chart shows male and females). Where a slicer has circular selection boxes only one option may be chosen.

The default view shows the 4 Welsh police forces.

Source and user guides are available: [Police workforce open data tables](#)

## Notes:

Special constable and police support volunteer figures are provided on a headcount basis only.

Some forces are unable to provide designated officer data separately. In these cases designated officers have been counted under police staff.

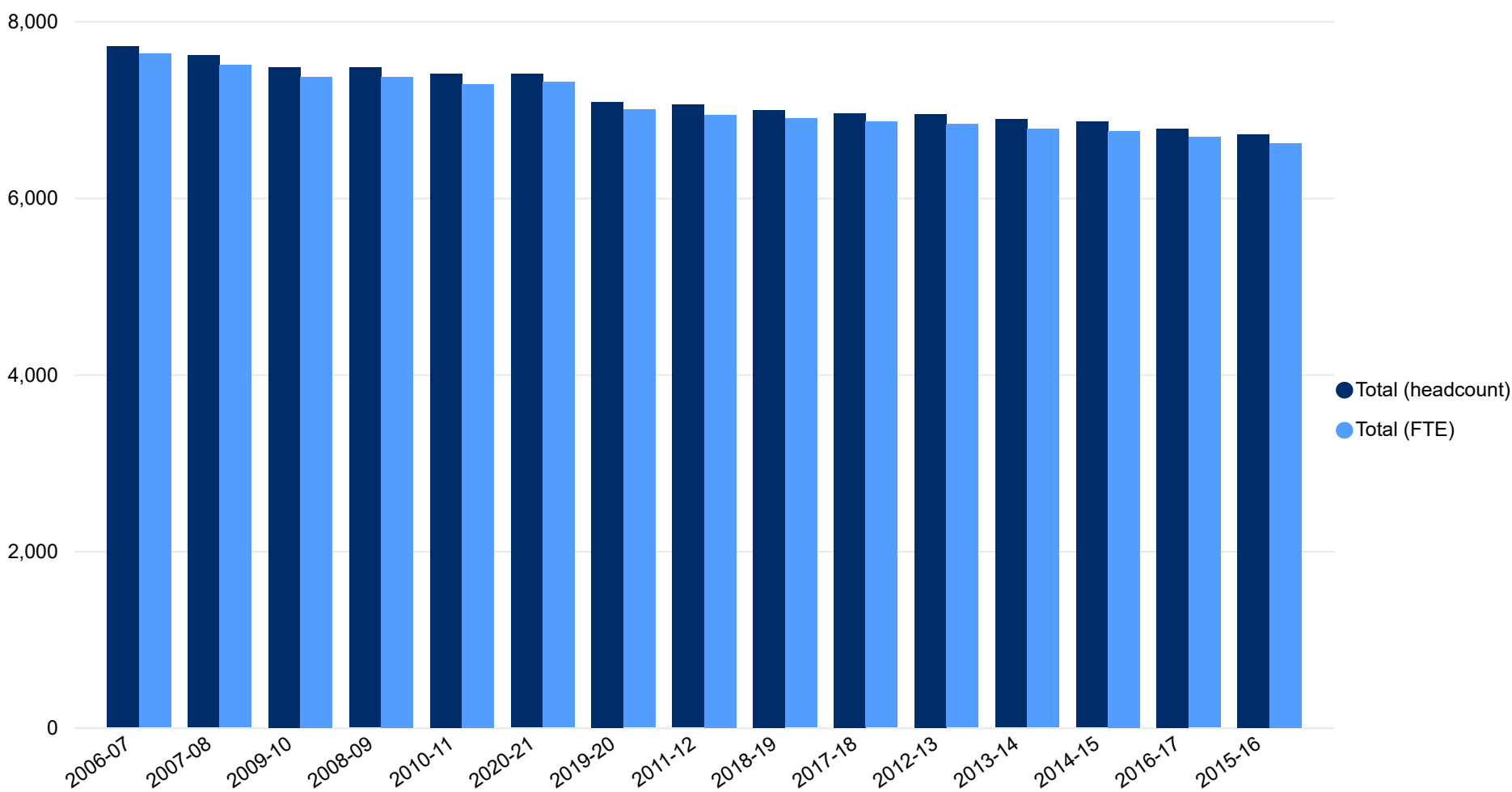
Worker type  Designated Officer  Police Community Support Officer  Police Officer  Police Staff  Police Support Volunteer  Special Constable  Police officer

Gender  Female  Male  Not stated  Prefer not to say  Prefer to self-describe

Rank description

Police force

Headcount and FTE of police workforce by financial year



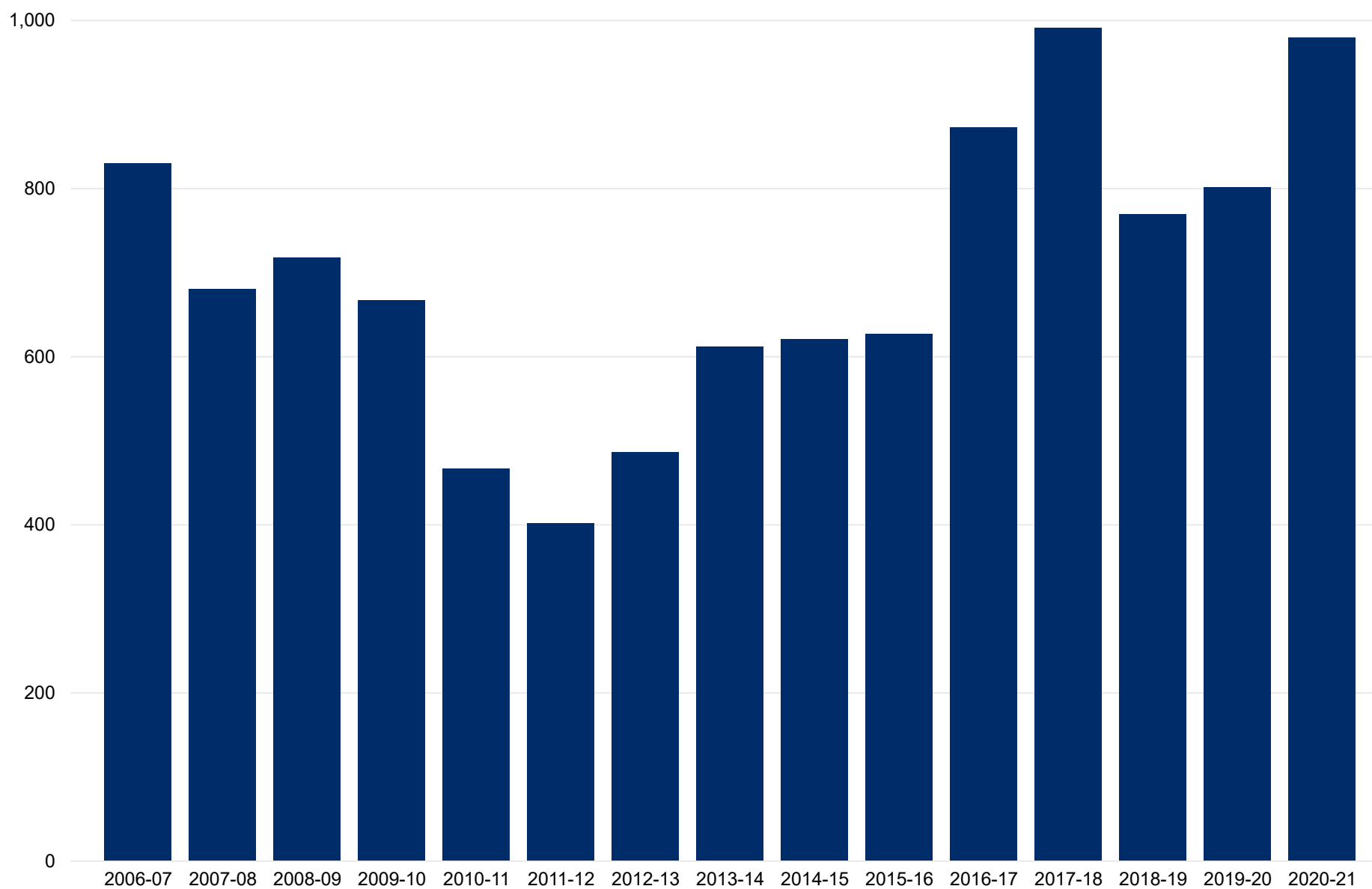
Worker type  Designated Officer  Police Community Support Officer  Police Officer  Police Staff  Special Constable

Gender  Female  Male  Not stated  Prefer not to say  Prefer to self-describe

Rank description

Police force

Headcount of leavers and joiners by financial year



Reset

Contents

# Police workforce diversity

Multiple selections may be made from slicers with square selection boxes. Where a slicer has circular selection boxes only one option may be chosen.

The default shows the 4 Welsh police forces.

Source and user guides are available: [Police workforce open data tables](#).

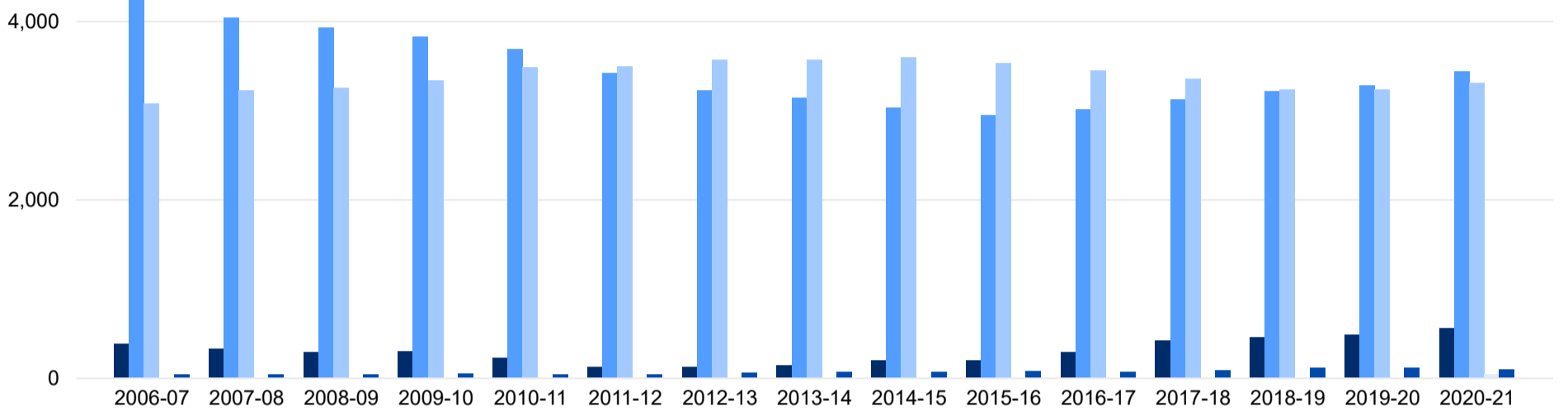
Worker type  Designated Officer  Police Community Support Officer  Police Officer  Police Staff  Special Constable

Rank description

Police force

### Total (headcount) by age group

Age range  25 and under  26 to 40  41 to 55  Not Stated  Over 55

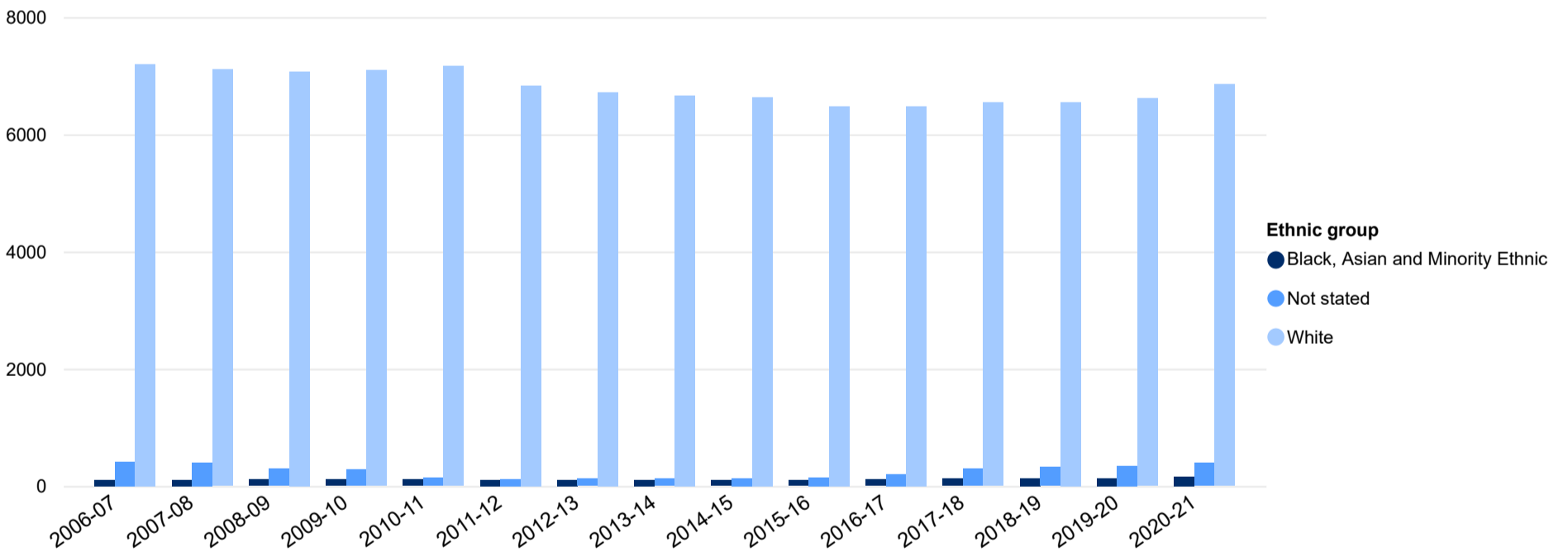


Worker type  Designated Officer  Police Community Supp...  Police Officer  Police Staff  Police support volunteer  Special Constable

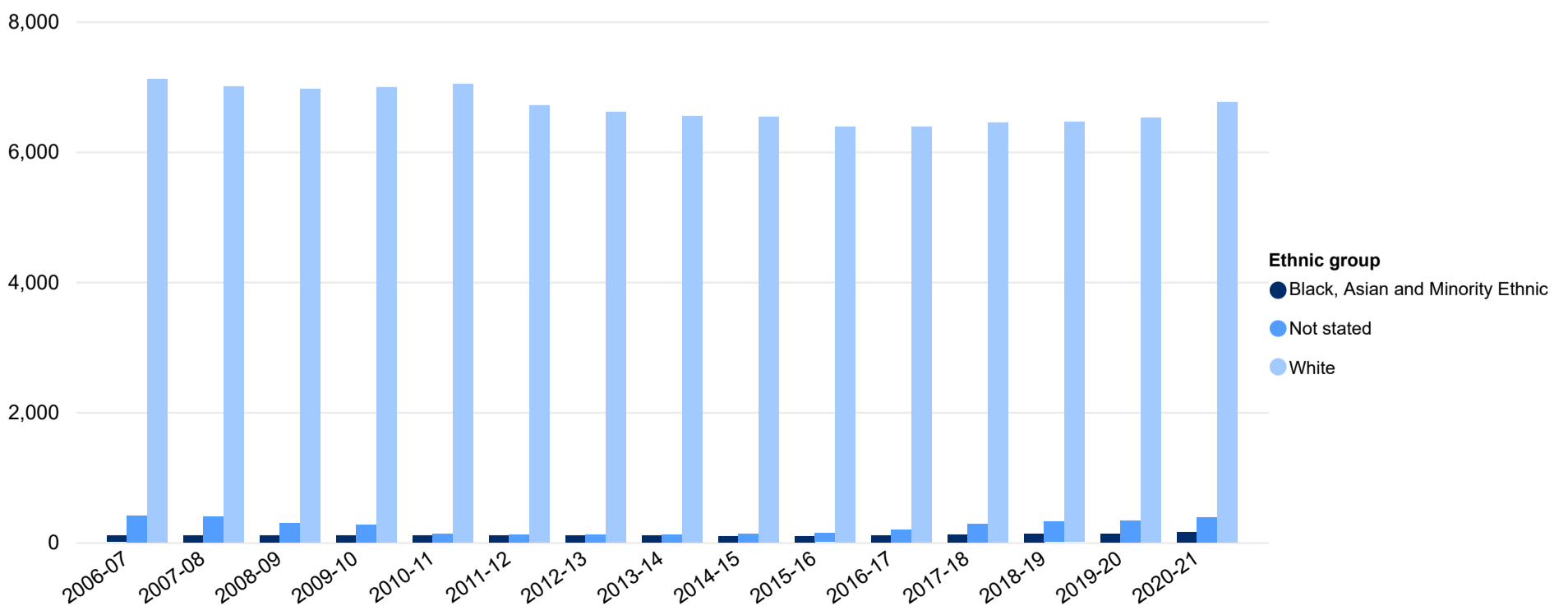
Rank description

Police force

### Headcount of police workforce by ethnic group and financial year



### FTE police workforce by ethnic group and financial year



Reset

Contents

# Law Students

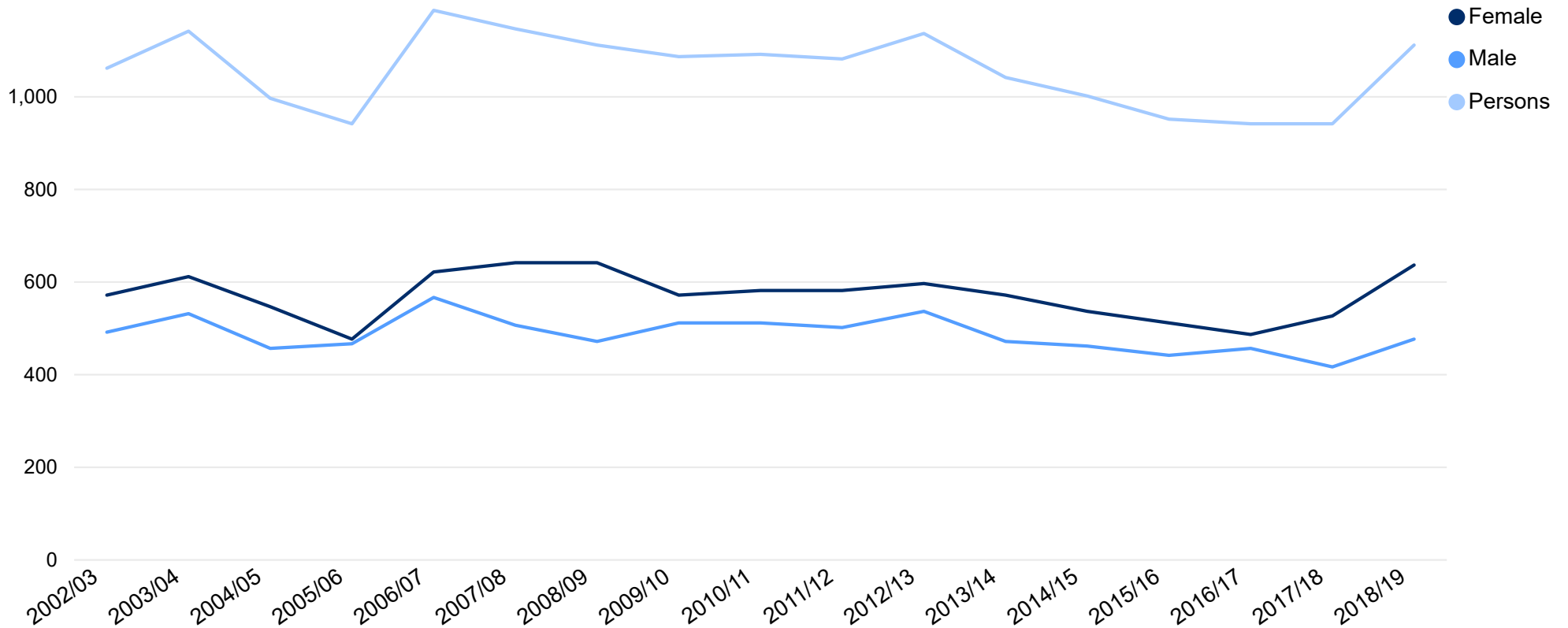
Multiple selections may be made from slicers with square selection boxes. Where a slicer has circular selection boxes only one option may be chosen.

Source: [Student enrolments in Wales by subject, level and mode of study](#).

Level

- Postgraduate
- Undergraduate

Law students studying in Wales by gender



The data presented in the above chart are rounded to the nearest 5.

## Crime and Justice Dashboard: Courts and Tribunals

Civil court timeliness

Criminal court timeliness

Crown Court times

Outstanding Cases at Crown Court

Crown Court pleas

Crown Court Receipts, Disposals and Outstanding cases

Magistrates Court Receipts, Disposals and Outstanding Cases

Court Outcomes

Court Outcomes part 2

Tribunals

Page topic	Frequency	Publication schedule (month)	Most recent data in dashboard	...which was published
Civil Court Timeliness	Quarterly	Mar/Jun/Sep/Dec	Sep-21	Dec-21
Criminal Court Timeliness*	Quarterly	Mar/Jun/Sep/Dec	Jun-21	Sep-21
Crown Court time*	Quarterly	Mar/Jun/Sep/Dec	Jun-21	Sep-21
Outstanding Cases at Crown Court*	Quarterly	Mar/Jun/Sep/Dec	Jun-21	Sep-21
Crown Court pleas*	Quarterly	Mar/Jun/Sep/Dec	Jun-21	Sep-21
Crown Court - Receipts, Disposals and Outstanding Cases*	Quarterly	Mar/Jun/Sep/Dec	Jun-21	Sep-21
Magistrates court - Receipts, Disposals and Outstanding Cases*	Quarterly	Mar/Jun/Sep/Dec	Jun-21	Sep-21
Court Outcomes	Annual	Jun	Dec-20	May-21
Tribunals	Annual	Apr	2020-21	Apr-21

\* Please note the publication of Criminal Court Statistics has been delayed and therefore these pages will be updated in January 2022.

Check out other Crime and Justice data dashboards:

[Legal Aid](#)

[Crime Occurrences](#)

[Prisons and Probations](#)

[Workforce](#)

[Youth Justice](#)

Reset

Contents

### Civil Court Timeliness

Multiple selections may be made from slicers with square check boxes. To select multiple options hold down the CTRL key on your keyboard whilst making your selection from the list. Where a slicer has circular check boxes only one option may be chosen.

Source and user guides are available: [Civil justice statistics quarterly](#)

#### Category

- Fast and Multi track trials
- Small Claim

#### Subcategory

- Avg time allocation to hearing (weeks)
- Avg time issue to allocation (weeks)
- Avg time issue to hearing (weeks)

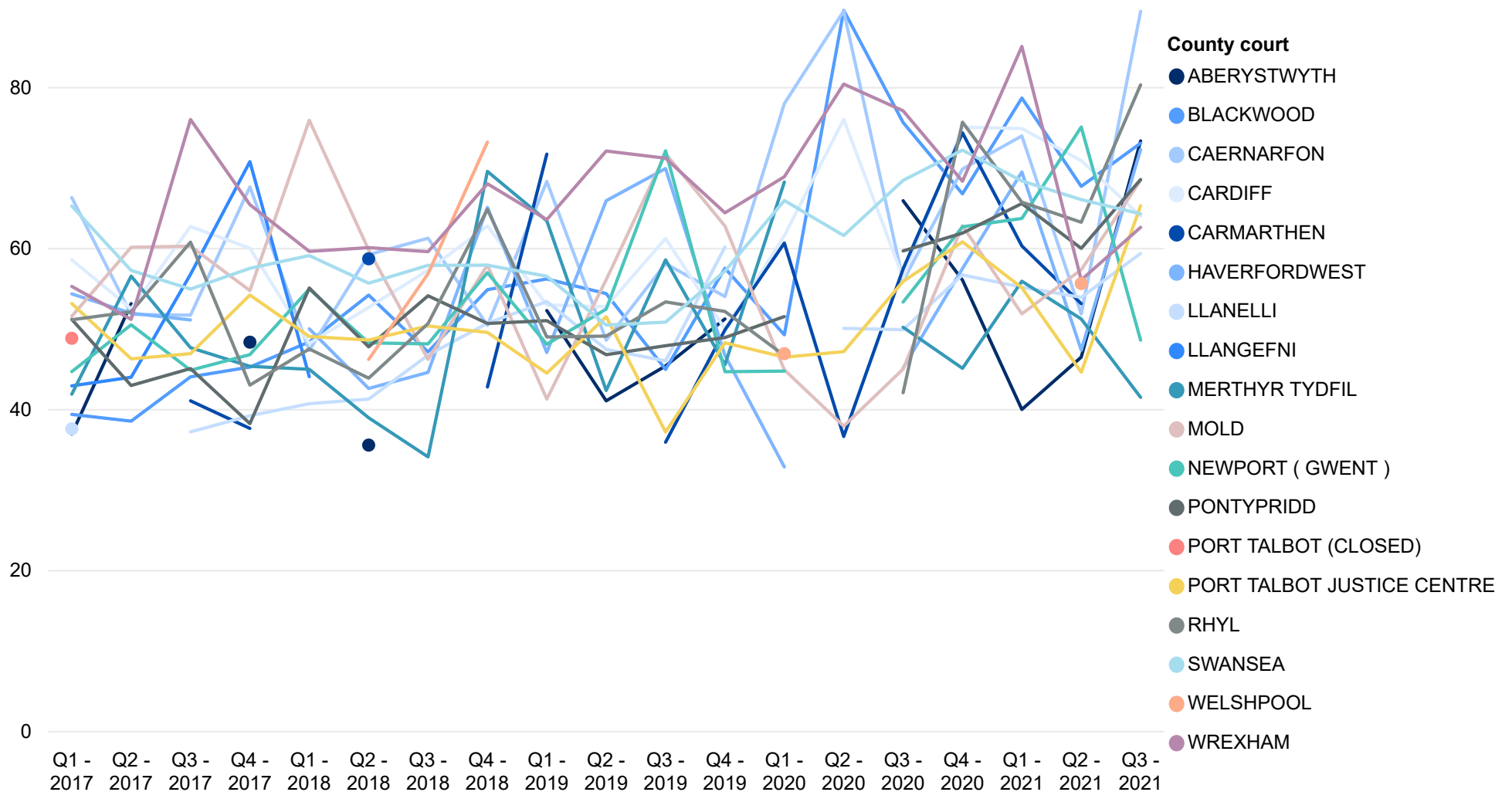
#### Region

- CCMCC
- England
- National
- Wales

#### County Court

- ABERYSTWYTH
- BLACKWOOD
- CAERNARFON

Avg time issue to hearing (weeks) for Fast and Multi track trials, selected county courts in Wales



### Criminal court - timeliness

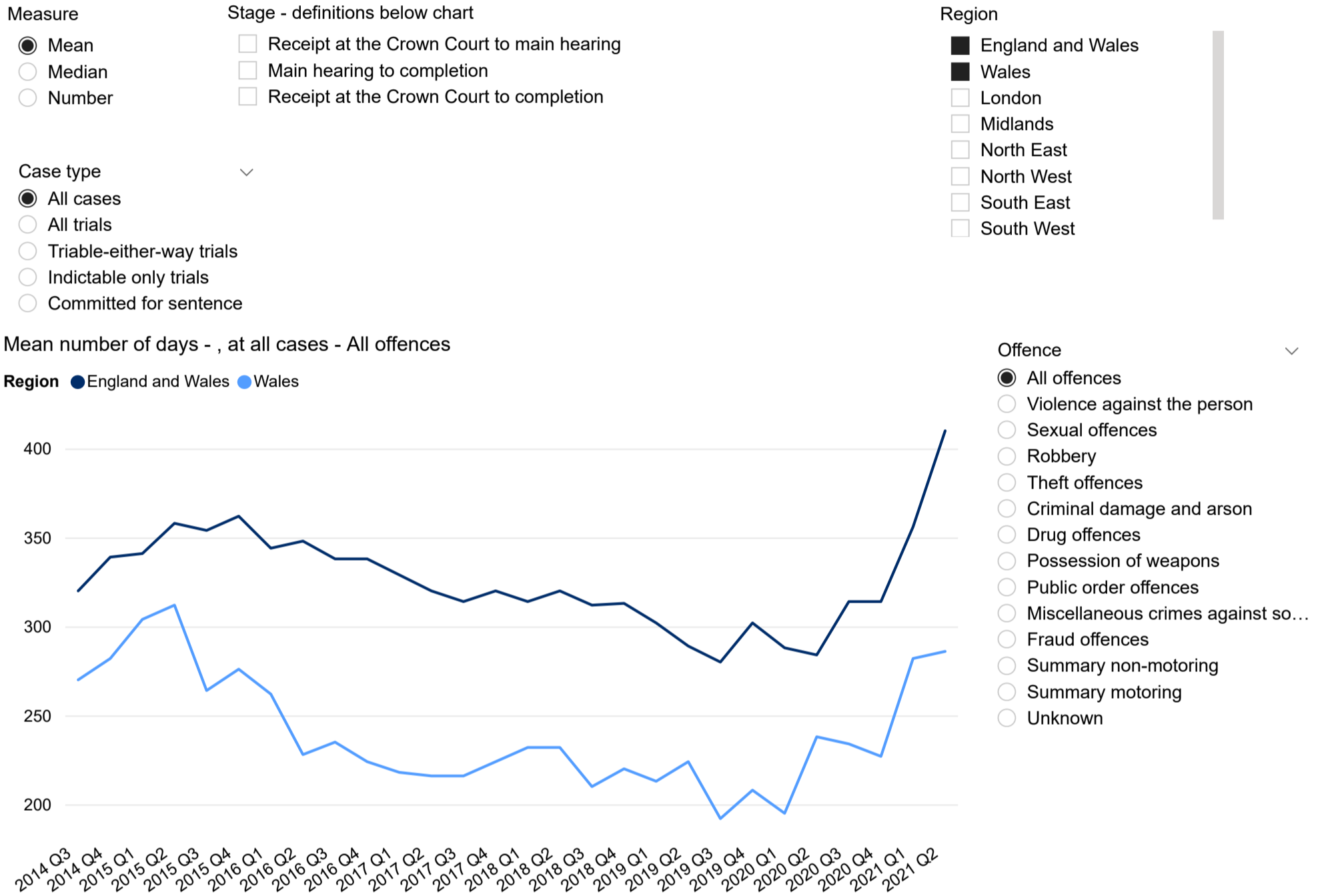
Reset

Contents

The default view shows no stage selected so the charts do not make sense, one option must be selected from the measure, stage and court type. Multiple selections may be made from slicers with square check boxes. To select multiple options hold down the CTRL key on your keyboard whilst making your selection from the list. Where a slicer has circular check boxes only one option may be chosen. Please note the charts on this page contain scroll bars along the x-axis due to the large time series available. Also note, although the 'stage' slicer has square boxes and allows multiple selections, the charts will not make sense if more than one option is selected. The multi selection has been left on this slicer to enable easier switching between selections.

Source and user guides are available: [Criminal Court Statistics](#)

These three slicers affect all the charts on this page.



#### Stage definitions

Receipt at the Crown Court to main hearing (median and mean) - Average estimates of time in days from a case being received at the Crown Court and reaching it's first main hearing in that court.

Main hearing to completion (median and mean) - Average estimates of time in days from a case's first main hearing to completion of the case.

Receipt at the Crown Court to completion (median and mean) - Average estimates of time in days from a case being received at the Crown Court to completion of the case.



Reset

Contents

### Crown Court average waiting and hearing time

Multiple selections may be made from slicers with square check boxes. To select multiple options hold down the CTRL key on your keyboard whilst making your selection from the list. Where a slicer has circular check boxes only one option may be chosen. The default view is set without a selection being made from the waiting/hearing or measure slicers. Selections must be made from these options for the graph to be meaningful.

Source and user guides are available: [Criminal court statistics](#)

#### Waiting/hearing

- 1. Waiting times
- 2. Hearing times

#### Case type

02. Trials: total

#### Region

- England and Wales
- London
- Midlands
- North East
- North West
- South East
- South West
- Wales

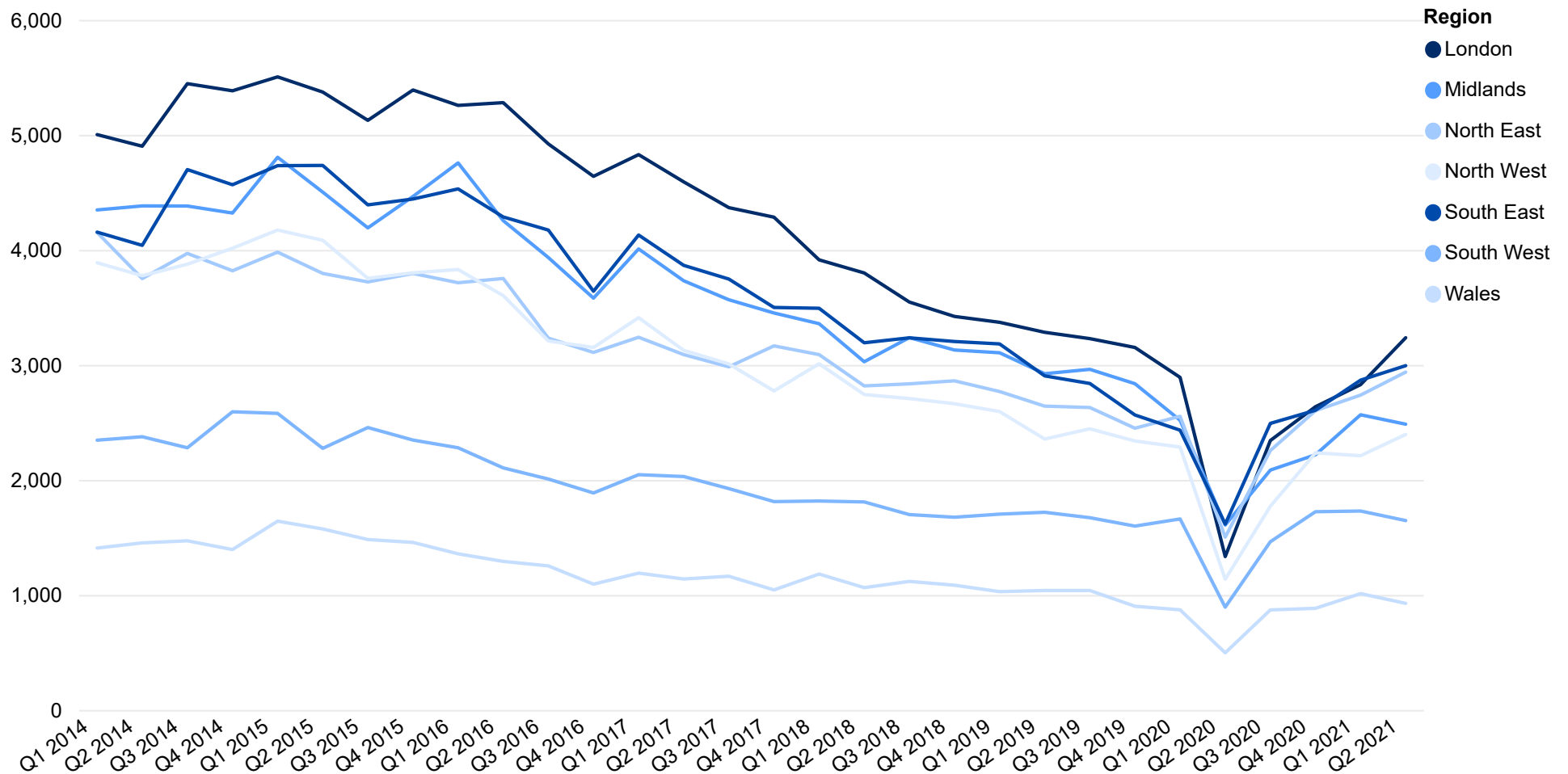
#### Measure

- 0. Number of total defendants/cases
- 1. Number of valid defendants/cases
- 2. Mean (weeks)
- 3. Median (weeks)

#### Offence group

00: All offences

Crown court number of total defendants/cases waiting time, all offences, trials: total



Reset

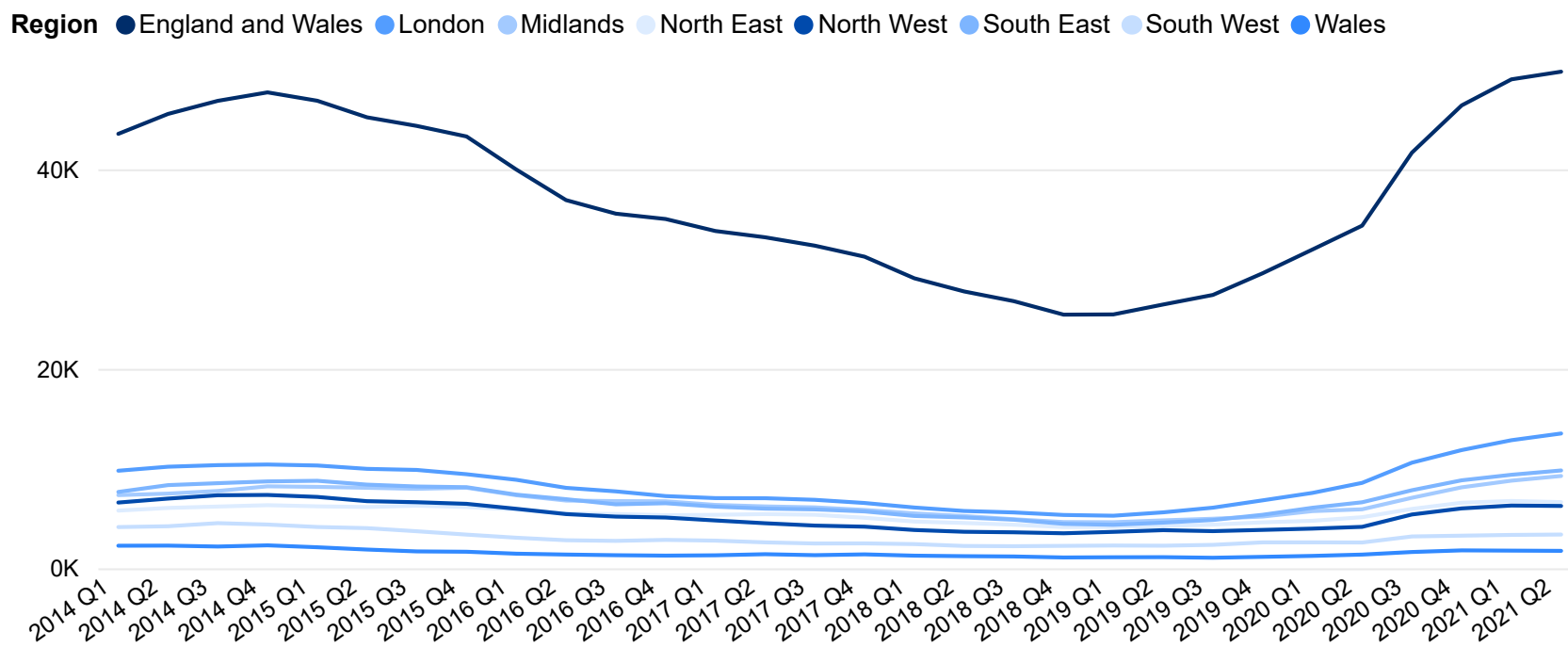
Contents

### Outstanding Cases at Crown Court

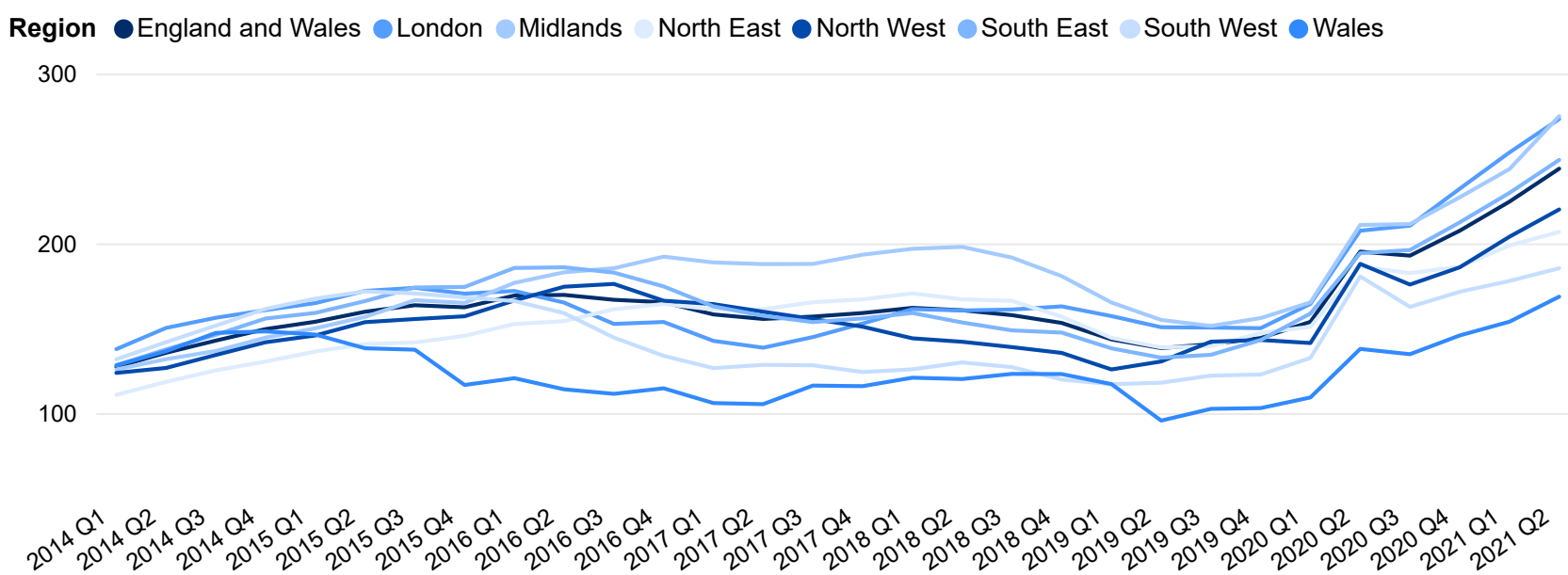
Multiple selections may be made from slicers with square check boxes. To select multiple options hold down the CTRL key on your keyboard whilst making your selection from the list. Where a slicer has circular check boxes only one option may be chosen. Number of cases includes those with missing timeliness data; these cases are excluded from the mean and median timeliness estimates.

<b>Case type</b> <input type="checkbox"/> All cases <input checked="" type="checkbox"/> All trials <input type="checkbox"/> Triable-either-way trials <input type="checkbox"/> Indictable only trials <input type="checkbox"/> Committed for sentence <input type="checkbox"/> Appeals	<b>Offence Group</b> <input checked="" type="radio"/> All offences <input type="radio"/> Violence against the person <input type="radio"/> Sexual offences <input type="radio"/> Robbery <input type="radio"/> Theft offences <input type="radio"/> Criminal damage and arson <input type="radio"/> Drug offences <input type="radio"/> Possession of weapons <input type="radio"/> Public order offences <input type="radio"/> Miscellaneous crimes against society <input type="radio"/> Fraud offences <input type="radio"/> Summary non-motoring <input type="radio"/> Summary motoring <input type="radio"/> Not known	<b>Remand Status</b> <input checked="" type="radio"/> All remand <input type="radio"/> Remanded in custody <input type="radio"/> Remanded on bail <input type="radio"/> Remand status unknown
<b>Region</b> <input type="checkbox"/> England and Wales <input type="checkbox"/> London <input type="checkbox"/> Midlands <input type="checkbox"/> North East <input type="checkbox"/> North West <input type="checkbox"/> South East <input type="checkbox"/> South West <input type="checkbox"/> Wales		

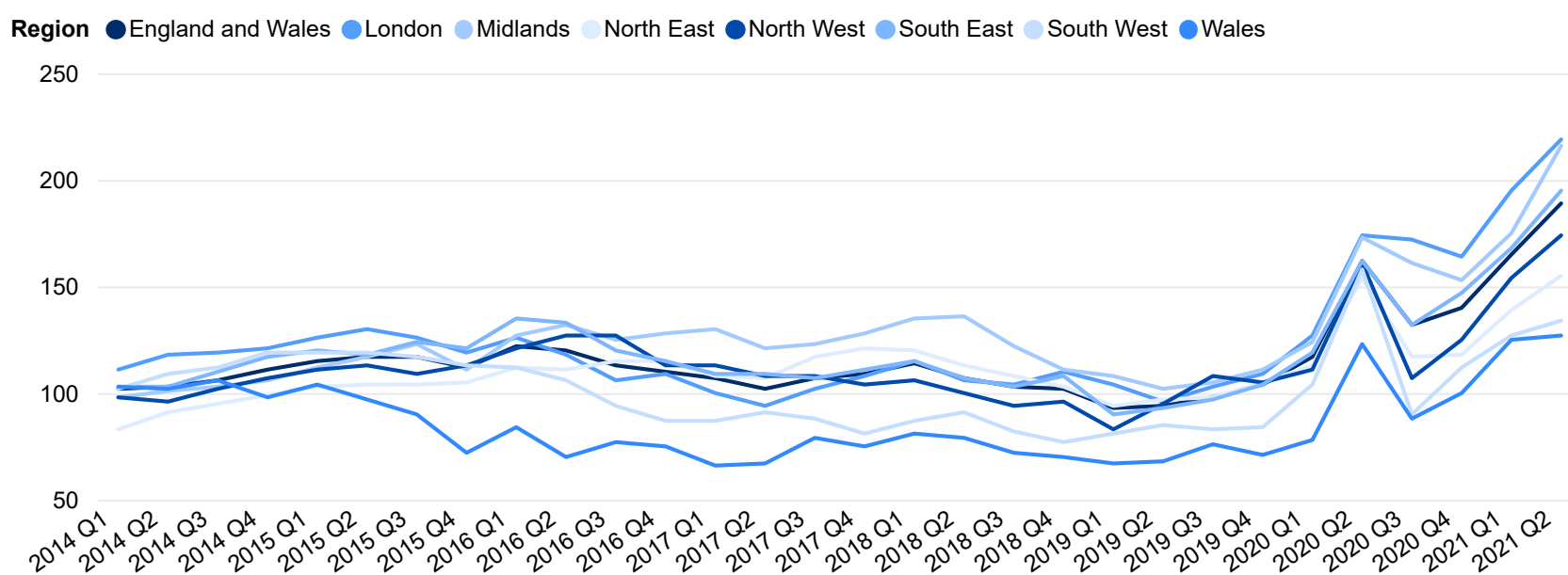
Number of outstanding cases at Crown Court at the end of the reporting period, by region



Mean estimates of outstanding case timeliness (days) from receipt to end of the reporting period in the Crown Court by region



Median estimates of outstanding case timeliness (days) from receipt to end of the reporting period in the Crown Court by region



Reset

Contents

### Crown court - pleas

Multiple selections may be made from slicers with square check boxes. To select multiple options hold down the CTRL key on your keyboard whilst making your selection from the list. Where a slicer has circular check boxes only one option may be chosen. In the default view no selection has been made in the measure slicer. A selection must be made from this slicer for the graph to be meaningful.

Source and user guides are available: [Criminal court statistics](#)

Count or Rate

Plea count

Case type

- All for trial
- Indictable only trials
- Triable-either-way trials

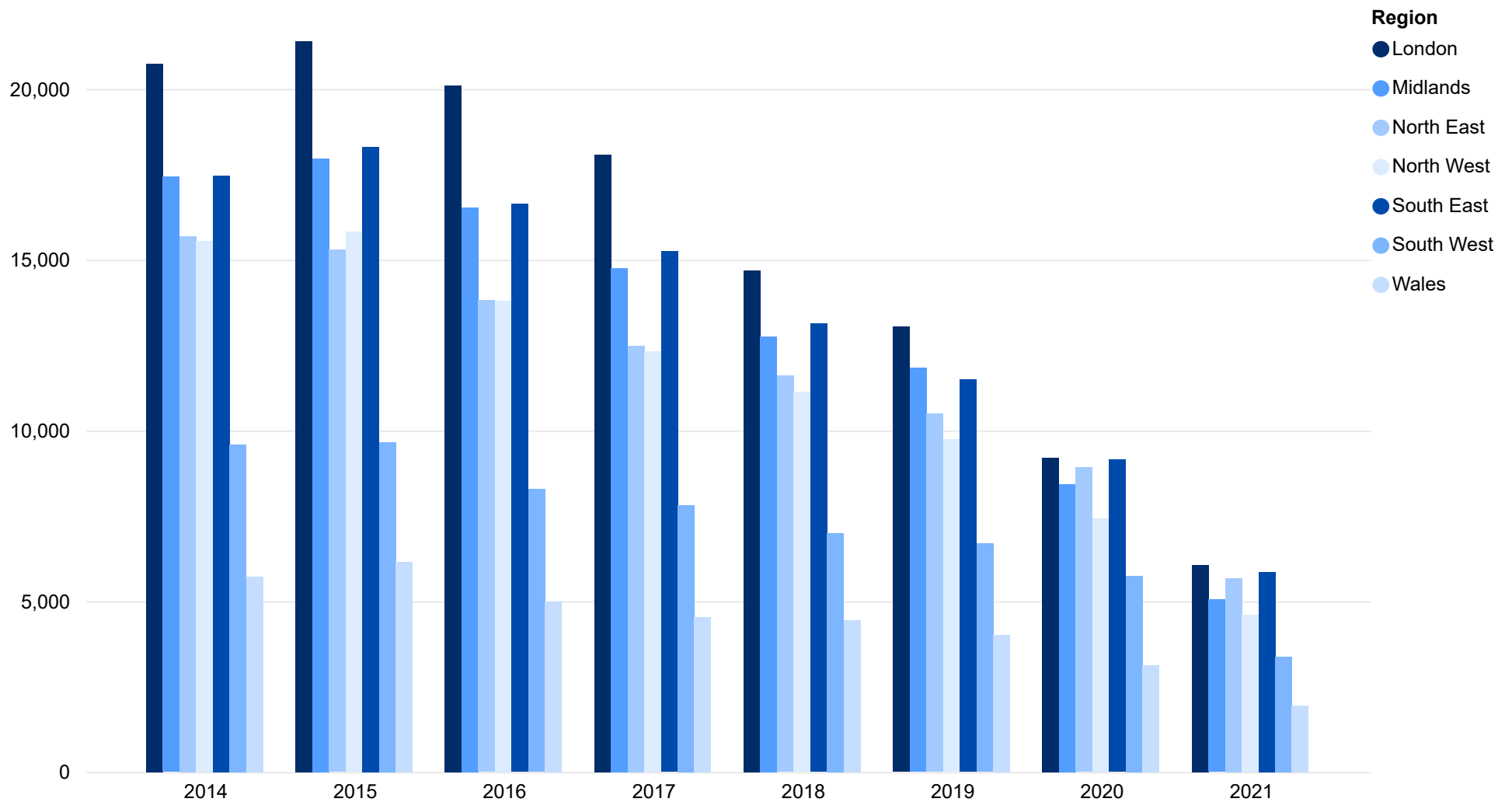
Measure

- Total number of defendants dealt ...
- Guilty plea: total
- Guilty plea: Prior to trial
- Guilty plea: Cracked trial
- Guilty plea: Unknown
- Not guilty

Offence group

All offences

Plea count, Total number of defendants dealt with in trial, All offences, All for trial



Reset

Contents

### Crown court - receipts, disposals and outstanding cases

Multiple selections may be made from slicers with square check boxes. To select multiple options hold down the CTRL key on your keyboard whilst making your selection from the list. Where a slicer has circular check boxes only one option may be chosen.

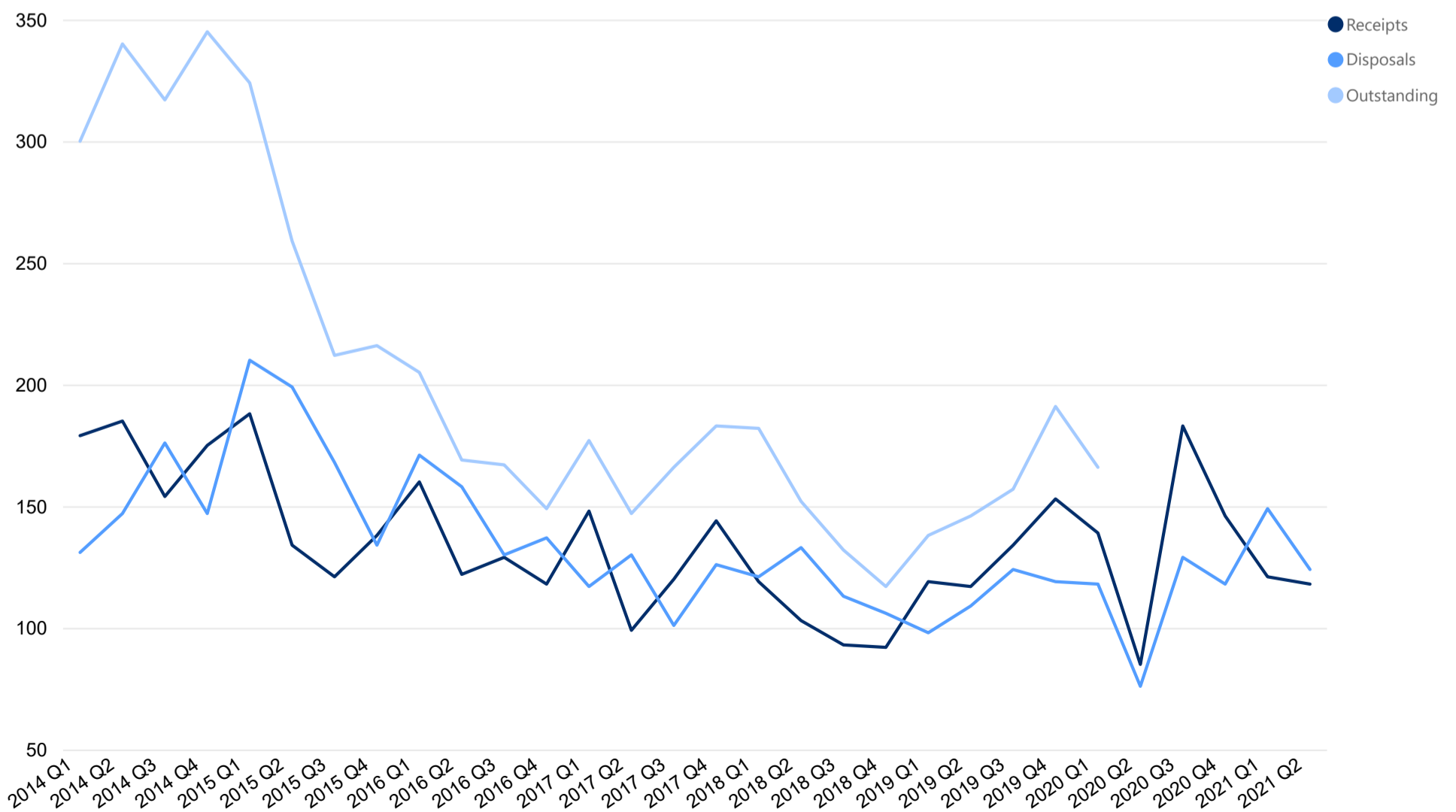
Source and user guides are available: [Criminal court statistics](#)

Region:  Local Criminal Justice Board:  Crown court centre:

- Offence group
- (Blank)
  - Violence against the person
  - Sexual offences
  - Robbery
  - Theft Offences
  - Criminal damage and arson
  - Drug offences
  - Possession of weapons
  - Public order offences
  - Miscellaneous crimes against society
  - Fraud Offences
  - Summary Non-Motoring
  - Summary motoring
  - Unknown

- Case type
- Triable-either-way trials
  - Committed for sentence
  - Indictable only trials

Crown court - receipts, disposals and outstanding cases, by selected region or area, Triable-either-way trials, Violence against the person



Reset

Contents

## Magistrates Courts - receipts, disposals and outstanding cases

Multiple selections may be made from slicers with square check boxes. To select multiple options hold down the CTRL key on your keyboard whilst making your selection from the list. Where a slicer has circular check boxes only one option may be chosen.

Source and user guides are available: [Criminal court statistics](#)

Case type      Region      Local Criminal Justice Board      Local Justice area

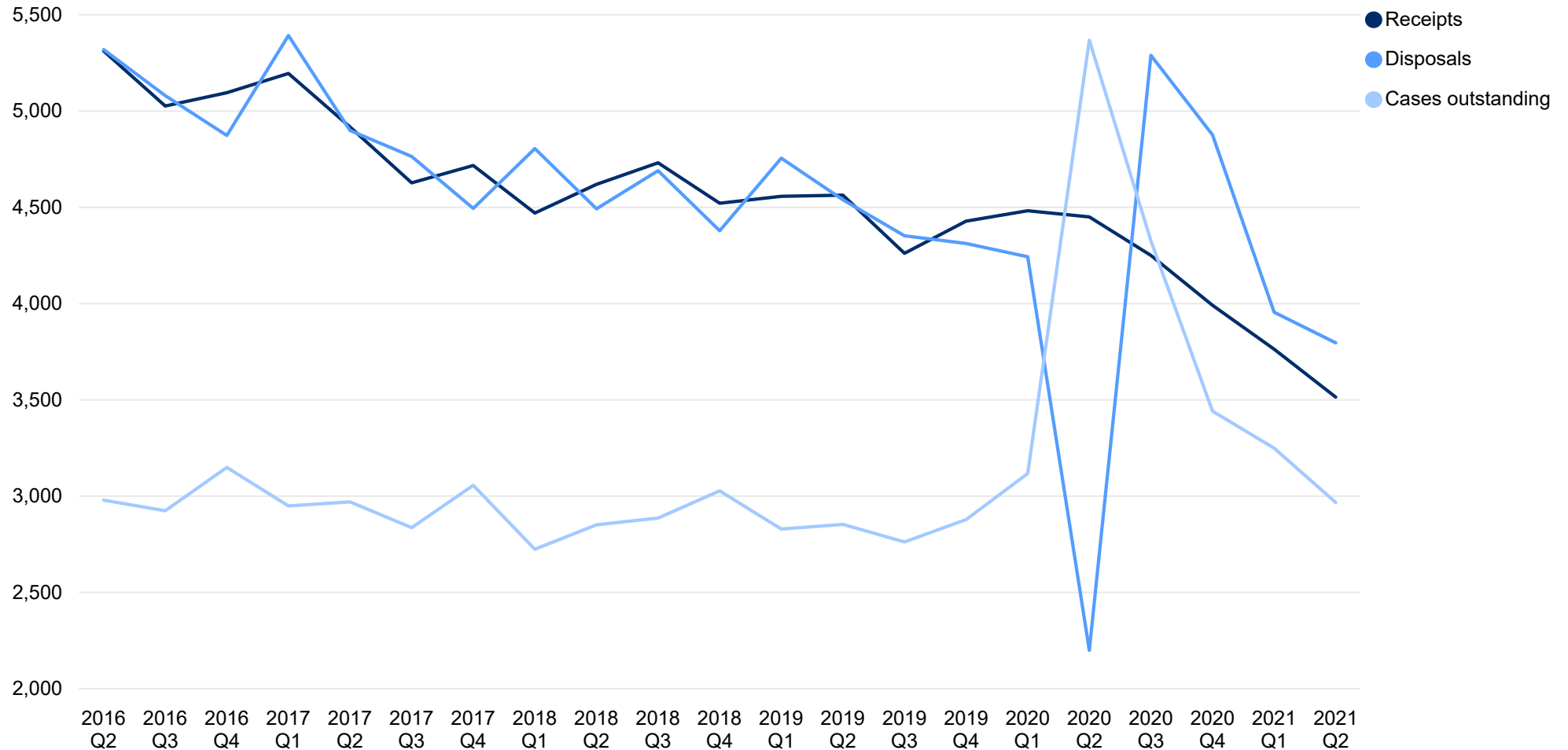
- Triable-either-way trials
- Indictable only trials
- Summary motoring
- Summary non-motoring
- Breaches

Wales

All

All

Magistrates court - receipts, disposals and outstanding cases, by selected region or area, Triable-either-way trials



Reset

Contents

### Court Outcomes

Multiple selections may be made from slicers with square check boxes. To select multiple options hold down the CTRL key on your keyboard whilst making your selection from the list. Where a slicer has circular check boxes only one option may be chosen. In the default view, all four Welsh police forces have been selected.

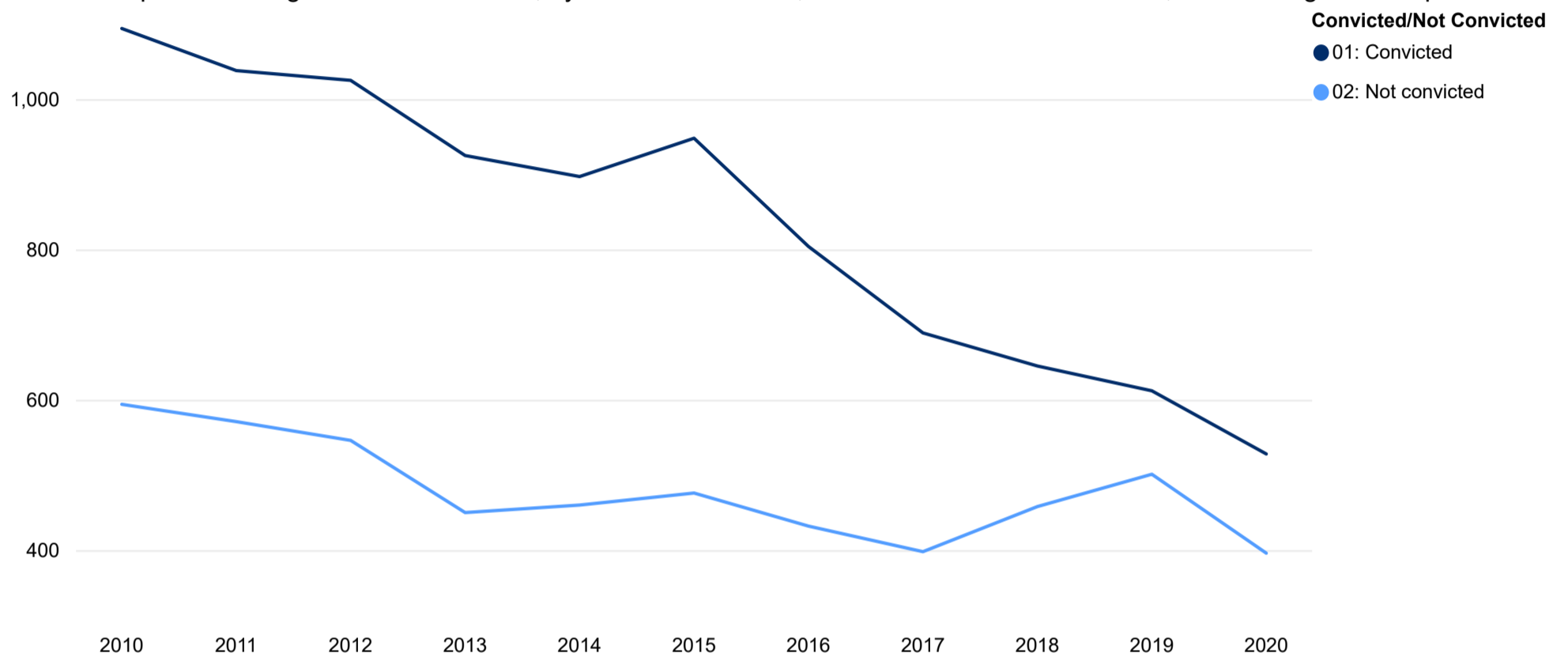
Source and user guides are available: [Court Outcomes by Police Force Area data tool](#)

Police force and offence group slicers affect both charts on this page

Police Force Area

Offence Group

Individuals proceeded against at Crown court, by whether convicted, for selected Police force areas, Violence against the person

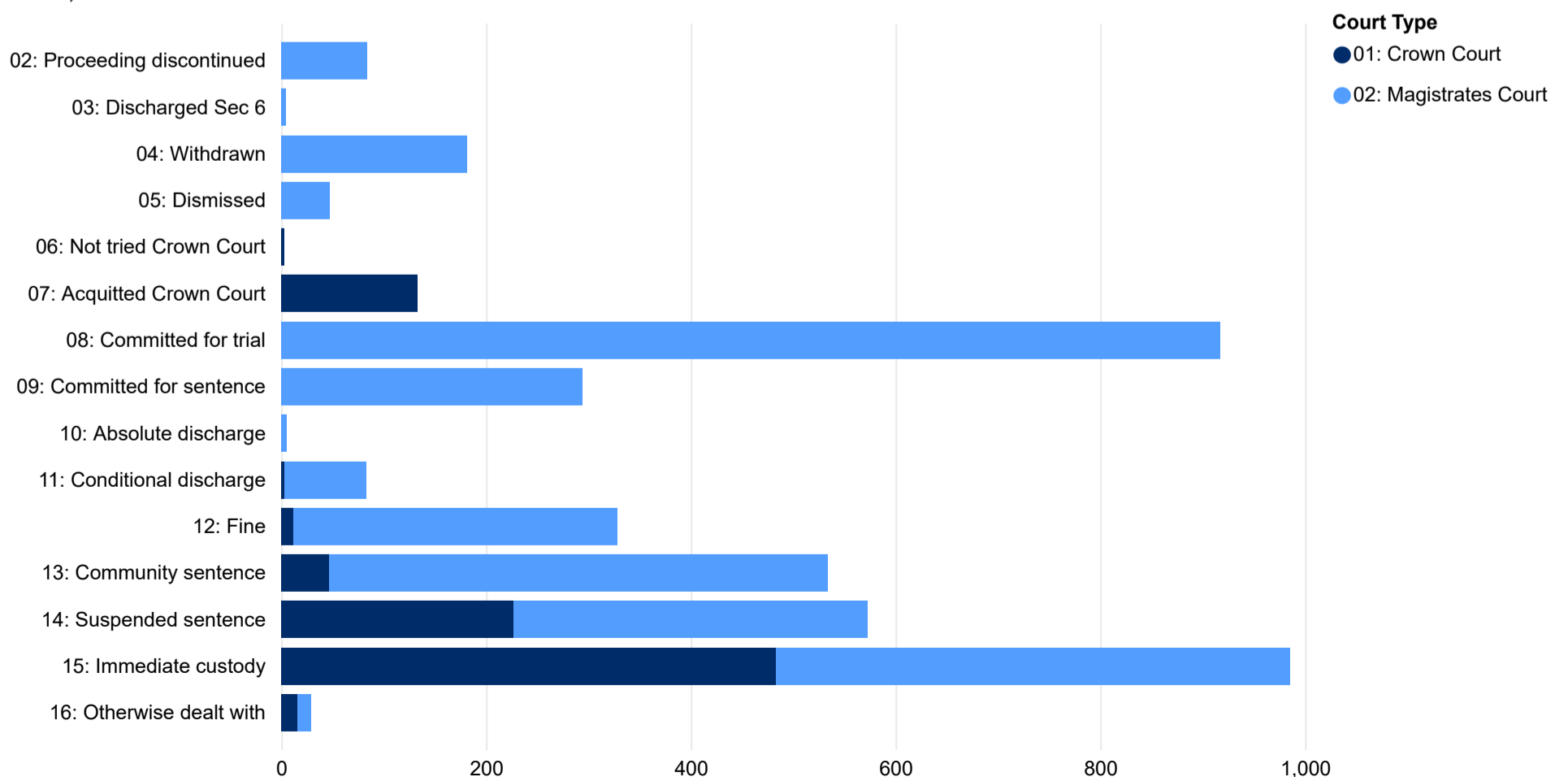


Year of appearance, bar chart only

Court type - bar chart only

- 01: Crown Court
- 02: Magistrates Court

Outcomes of proceedings against individuals, by court type, for selected Police force areas, offence group - Violence against the person, 2020





Reset

Contents

## Court Outcomes page 2

Multiple selections may be made from slicers with square check boxes. To select multiple options hold down the CTRL key on your keyboard whilst making your selection from the list. Where a slicer has circular check boxes only one option may be chosen. In the default view all four Welsh police forces have been selected.

Source and user guides are available: [Court Outcomes by Police Force Area data tool](#)

These four slicers affect all the charts on this page

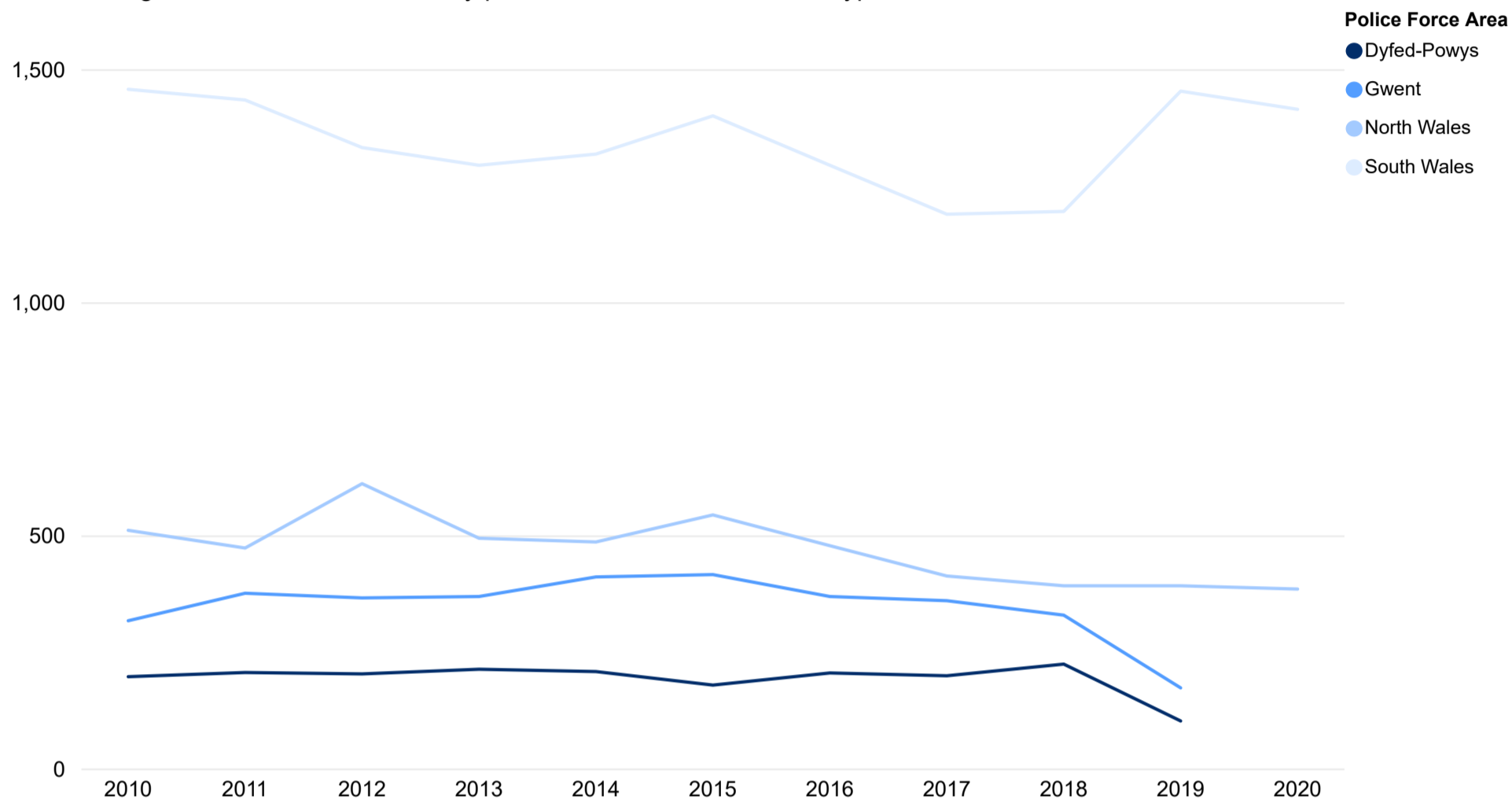
Court Type  01: Crown Court  02: Magistrates Court

Custodial Sentence Length

Police Force Area

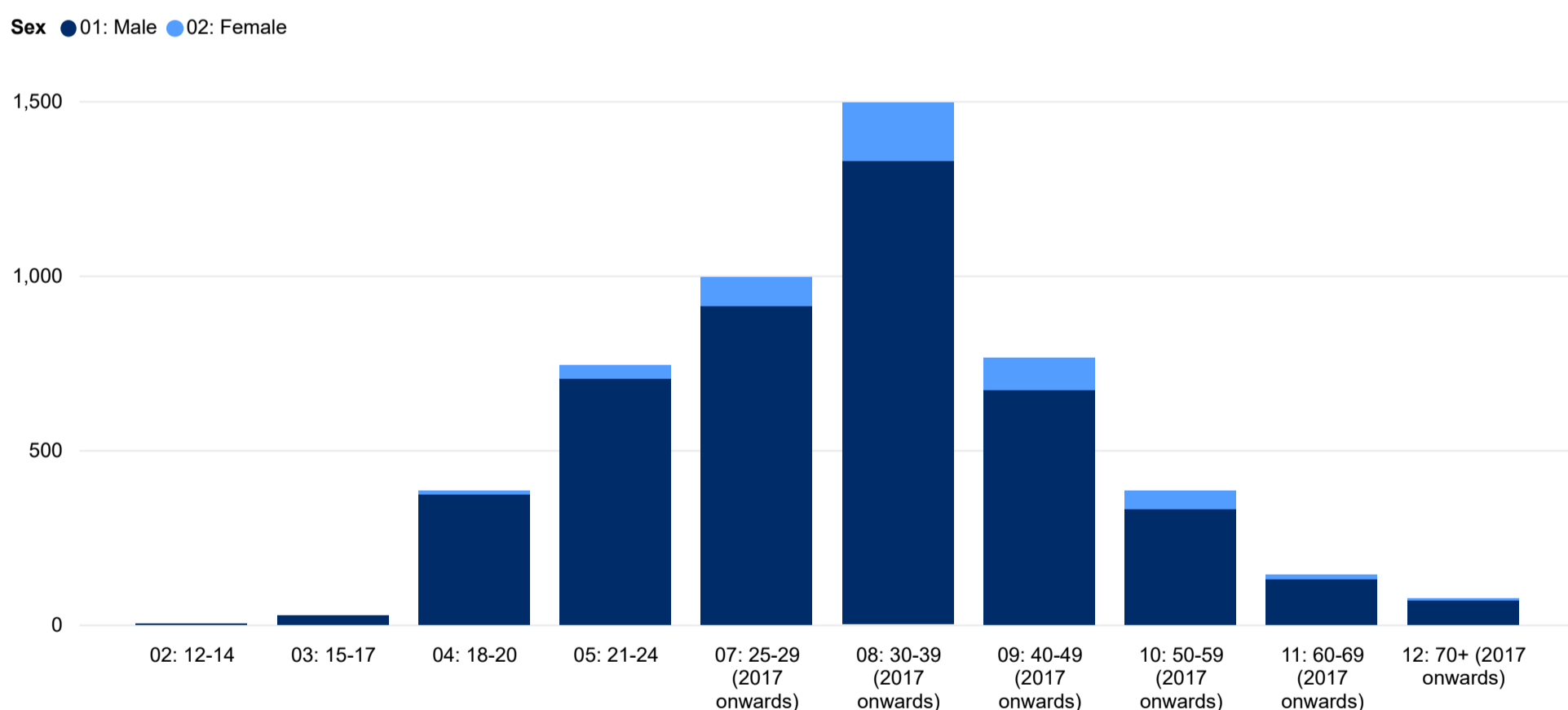
Offence Type

Individuals given custodial sentences, by police force, for selected court types and custodial sentence

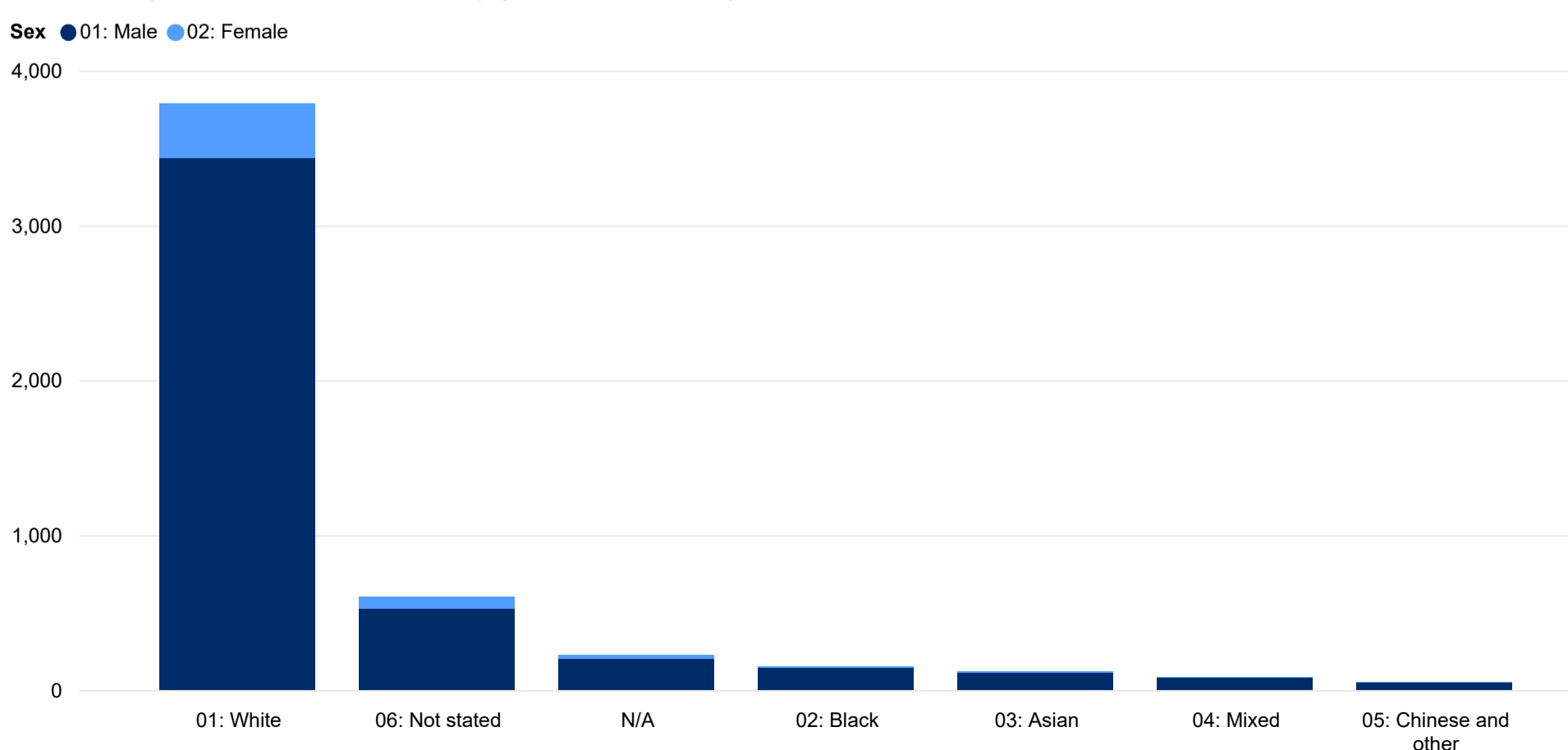


Year of appearance, affecting only bars charts below

Individuals given custodial sentences by gender and age, 2020



Individuals given custodial sentences by gender and ethnicity, 2020



Reset

Contents

## Tribunals

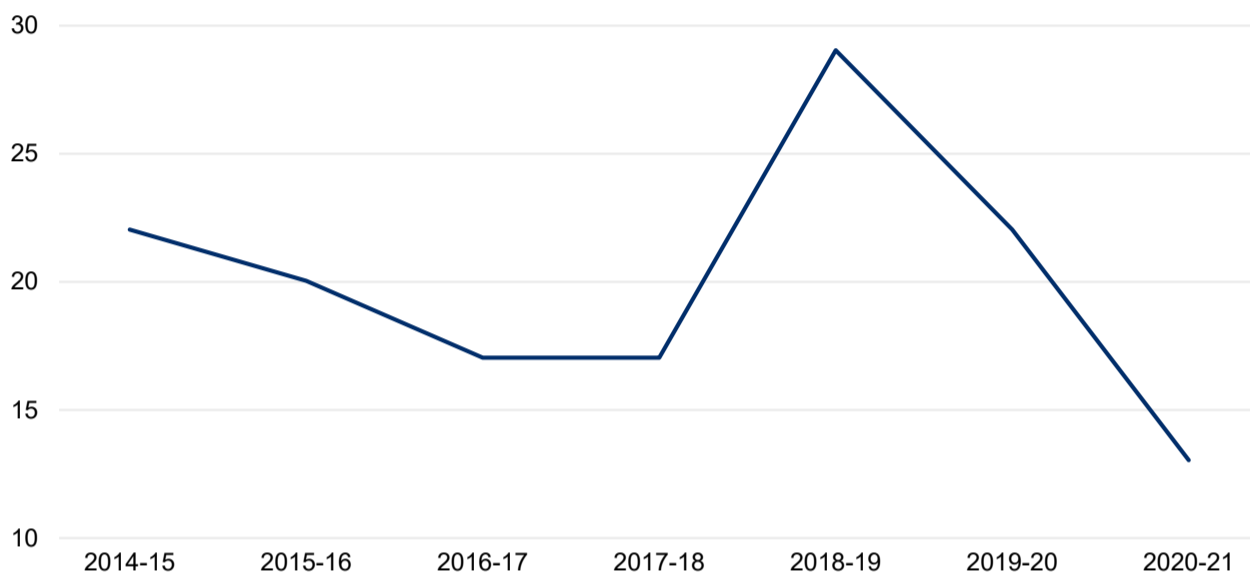
Only one type of tribunal may be selected at any time.

To note: Welsh Language Tribunals set up in 2014 no applications received until 2016.

Also note the charts work independently of each other.

Source and user guides are available: [Adjudication Panel](#), [Agricultural Land Tribunal](#), [Mental Health Review](#), [Residential Property Tribunal](#), [Special Educational Needs Tribunal](#), [Welsh Language Tribunal](#).

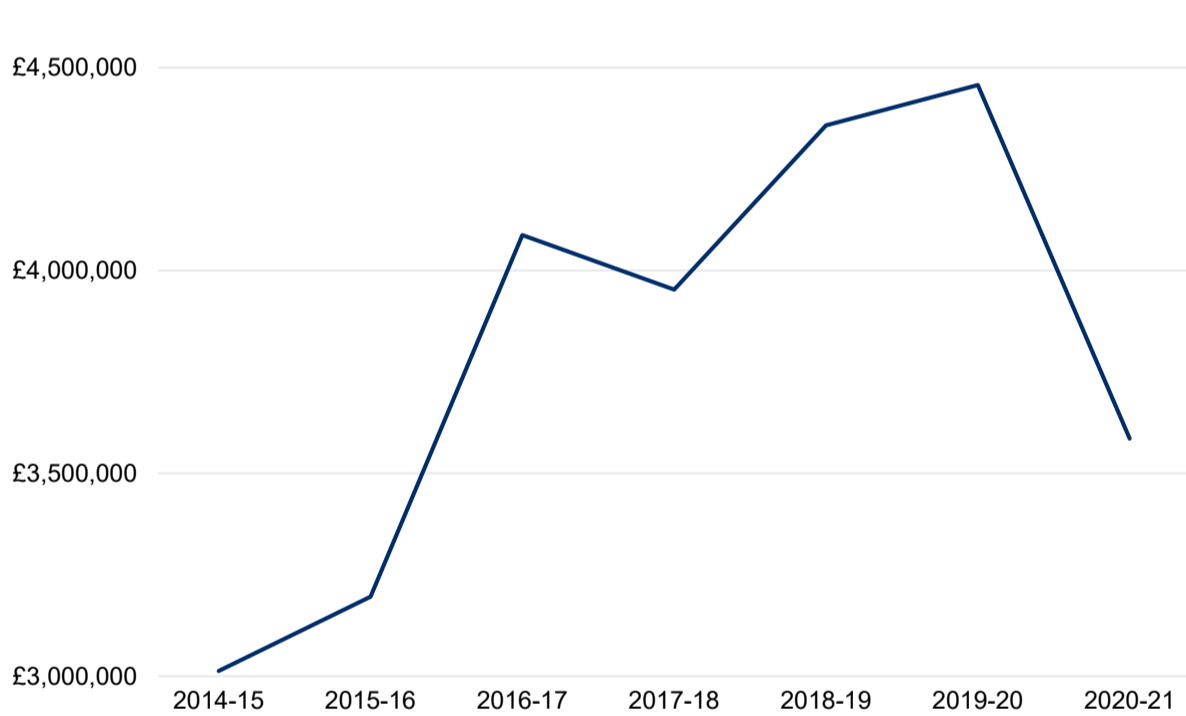
Number of applications received - Agricultural Land Tribunal Wales



Tribunal

- Agricultural Land Tribunal Wales
- Adjudication Panel Wales
- Mental Health Review Tribunal Wales
- Residential Property Tribunal Wales
- Special Educational Needs Tribunal Wa...
- Welsh Language Tribunal

Running costs - Total



Tribunal

- Total
- AJTU Programme
- AJTU Members Training & Appraisal
- Committee for Admin Justice and Tribunals W...
- Tribunal Salaries
- Welsh Language Tribunal Administration
- Adjudication Panel
- Mental Health Review Tribunal
- Residential Property Tribunal Sal
- Agriculture - Land Tribunal
- SEN Tribunals Wales





ystadegau  
ar gyfer cymru  
statistics  
for wales



Llywodraeth Cymru  
Welsh Government

## Crime and Justice Dashboard: Youth Justice

The data featured in this dashboard are taken from the Ministry of Justice and the Youth Justice Board for England and Wales' annual publication, Youth Justice Statistics.

The sources for all datasets are given on the relevant page.

CTRL+click here to follow link

[Youth Justice - Children](#)

[Youth Justice - Proven Offences](#)

[Youth Justice - Outcomes](#)

Page topic	Frequency	Publication schedule (month)	Most recent data in dashboard	... which was published
<a href="#">Youth Justice - Children</a>	Annual	Jan	2019-20	January 2021
<a href="#">Youth Justice - Outcomes</a>	Annual	Jan	2019-20	January 2021
<a href="#">Youth Justice - Proven Offences</a>	Annual	Jan	2019-20	January 2021

Check out other Crime and Justice data dashboards:

[Legal Aid](#)

[Courts and Tribunals](#)

[Crime Occurrences](#)

[Prisons and Probations](#)

[Workforce](#)

Reset

Contents

### Crime and Justice Dashboard: Youth Justice - numbers of children

Multiple selections may be made from slicers with square check boxes. To make multiple selections press CTRL on your keyboard whilst selecting your chosen options from the list. Where a slicer has circular check boxes only one option may be chosen. To deselect an option, press it again.

Source and user guides are available: [Youth justice statistics - Local Level open data](#)

Ethnicity group - all charts

All

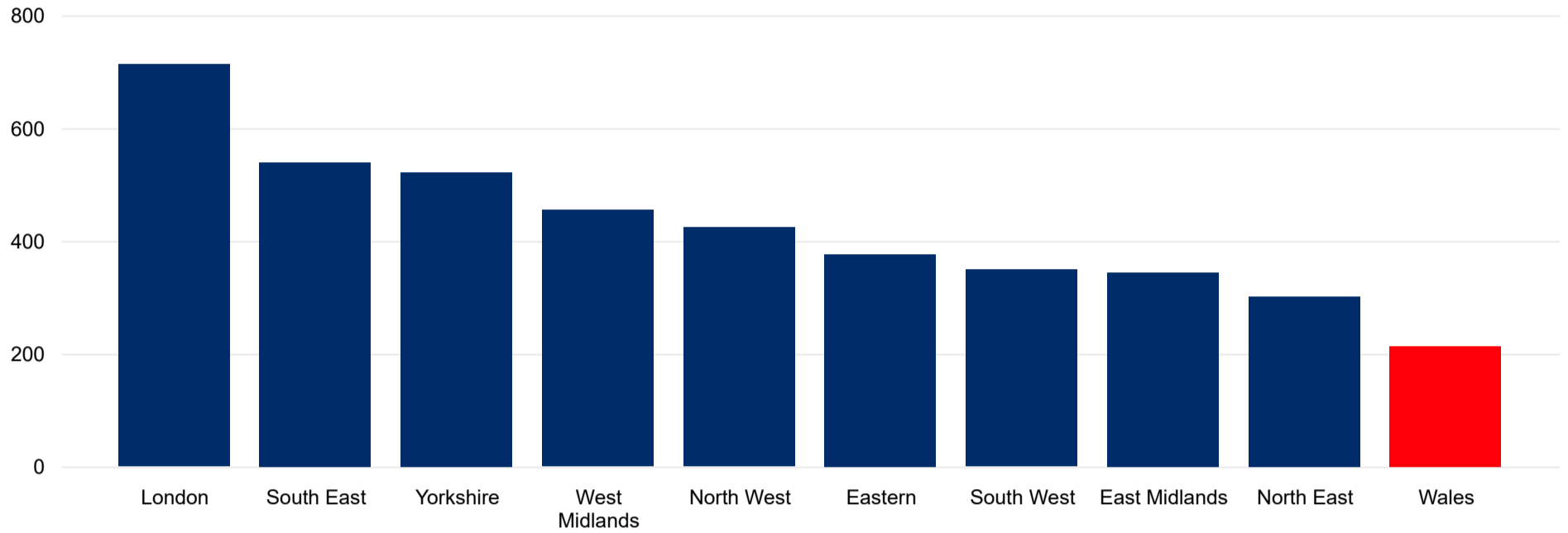
Age group - all charts

10 to 14

Financial year - regional and YOT bar charts only

2019-20

Number of children in the youth justice system who received a youth caution or sentence, by region, 2019-20



Region - both charts below

Wales

PCC - both charts below

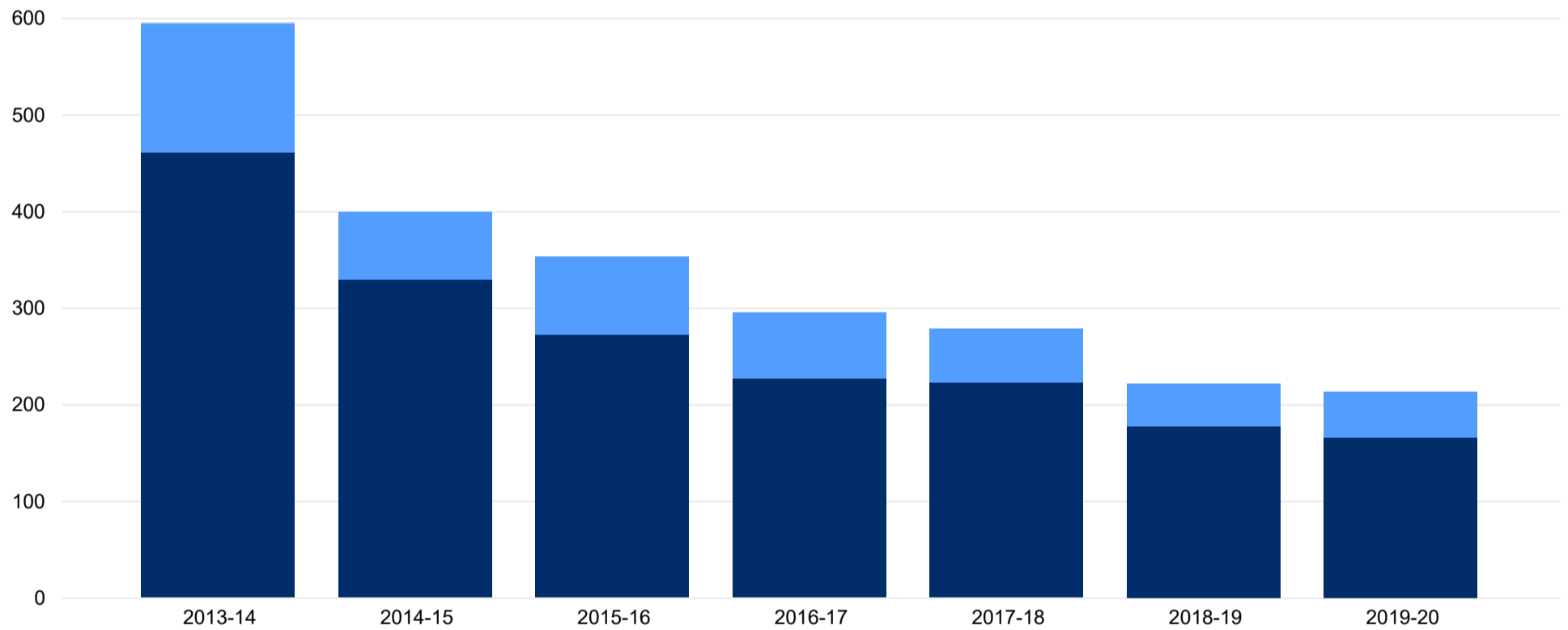
All

YOT - YOT chart only

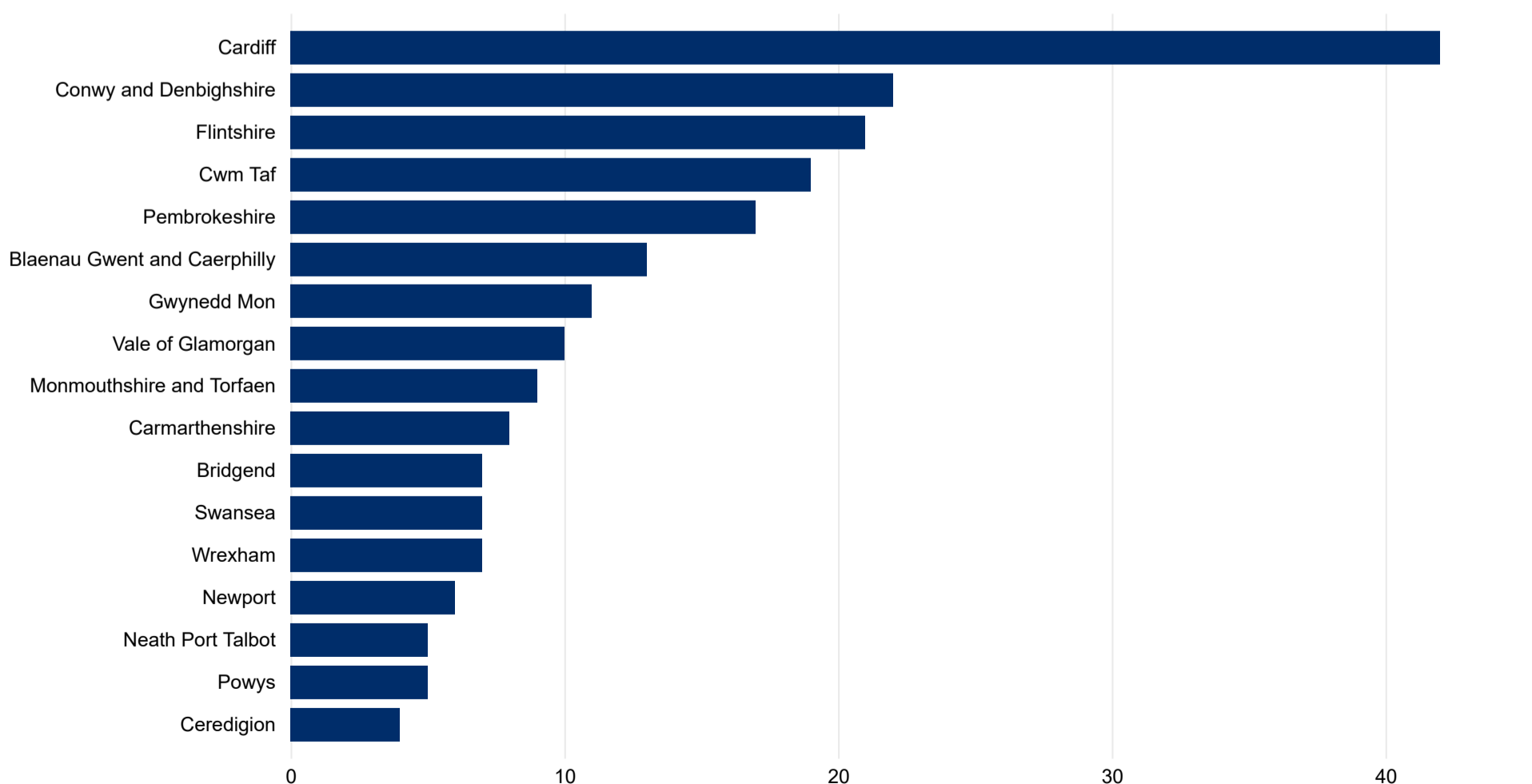
All

Number of children in the youth justice system who received a youth caution or sentence, for selected age groups, ethnicity groups and region

Boys Girls Unknown



Number of children in the youth justice system who received a youth caution or sentence, by YOT, 2019-20



Reset

## Crime and Justice Dashboard: Youth Justice - Proven Offences

Contents

Multiple selections may be made from slicers with square check boxes. To select multiple options hold down CTRL on your keyboard whilst choosing from the list. For slicers with circular check boxes only one option may be chosen. To deselect an option, select it again.

The gravity scores shown here have been grouped; 1-4 (less serious incidents) and 5-8 (most serious incidents). Gravity scores are only available from 2016-17 onwards.

Source and user guides are available: [Youth justice statistics - Local Level open data](#)

Offence group - all charts

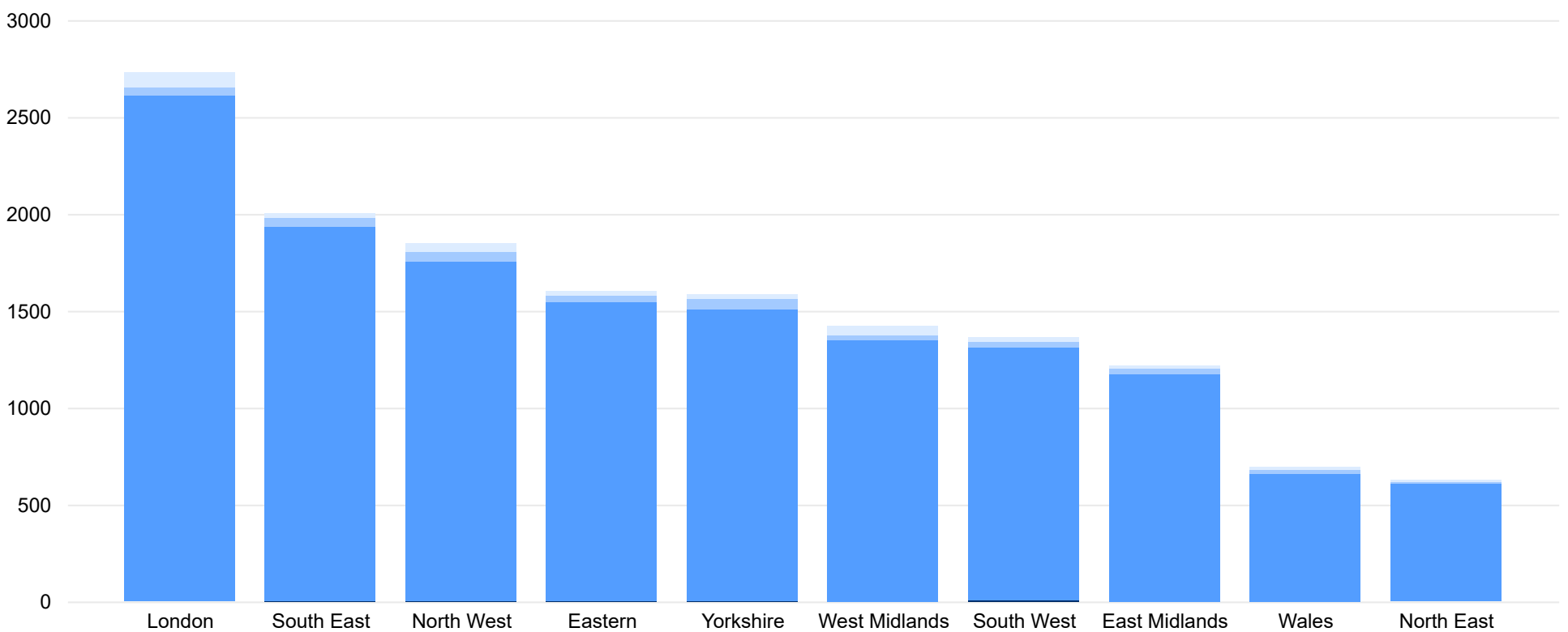
Financial year - regional and YOT charts

Violence against the person

2019-20

Number of proven offences, by gravity score band and region, Violence against the person, 2019-20

Gravity Score band ● 1-2 ● 3-4 ● 5-6 ● 7-8

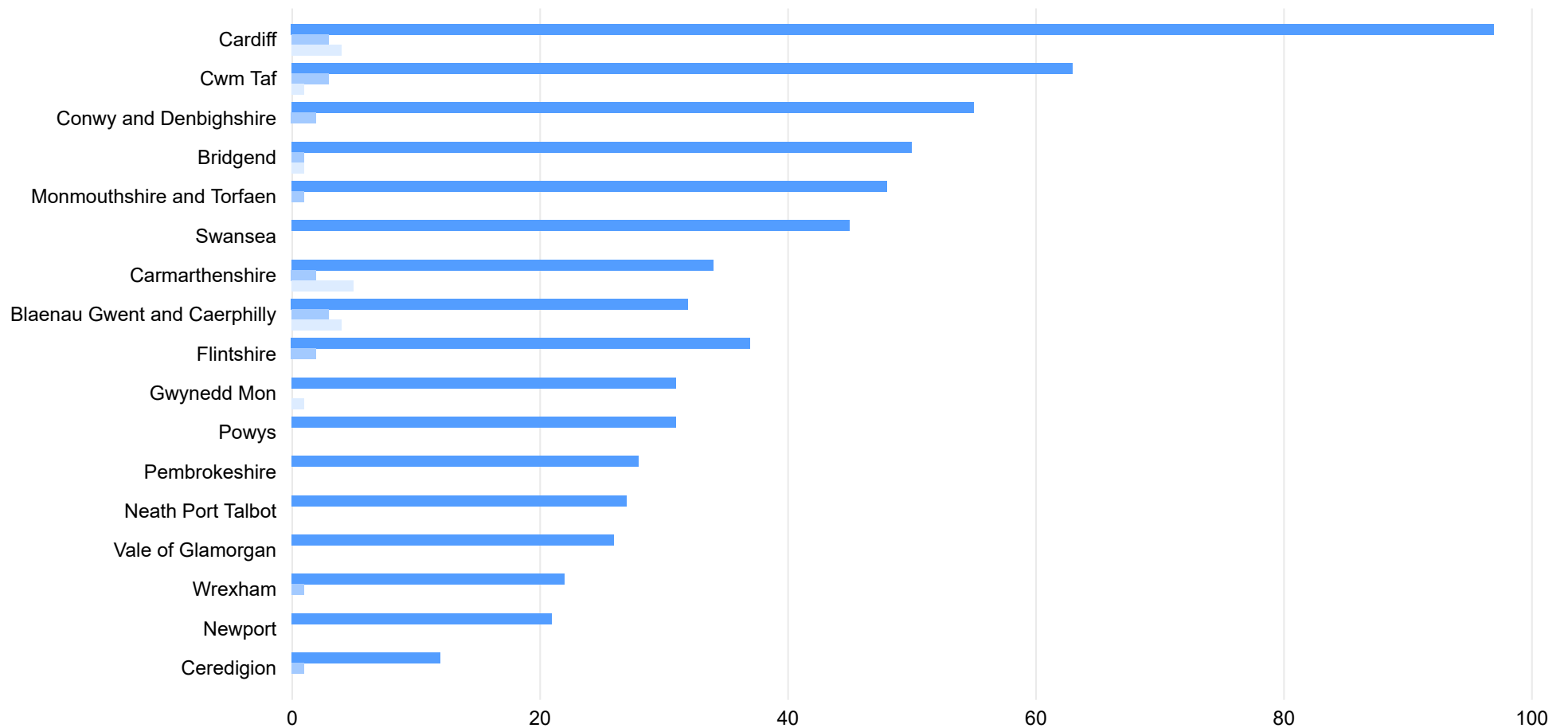


Region - YOT and timeseries bar charts only

Wales

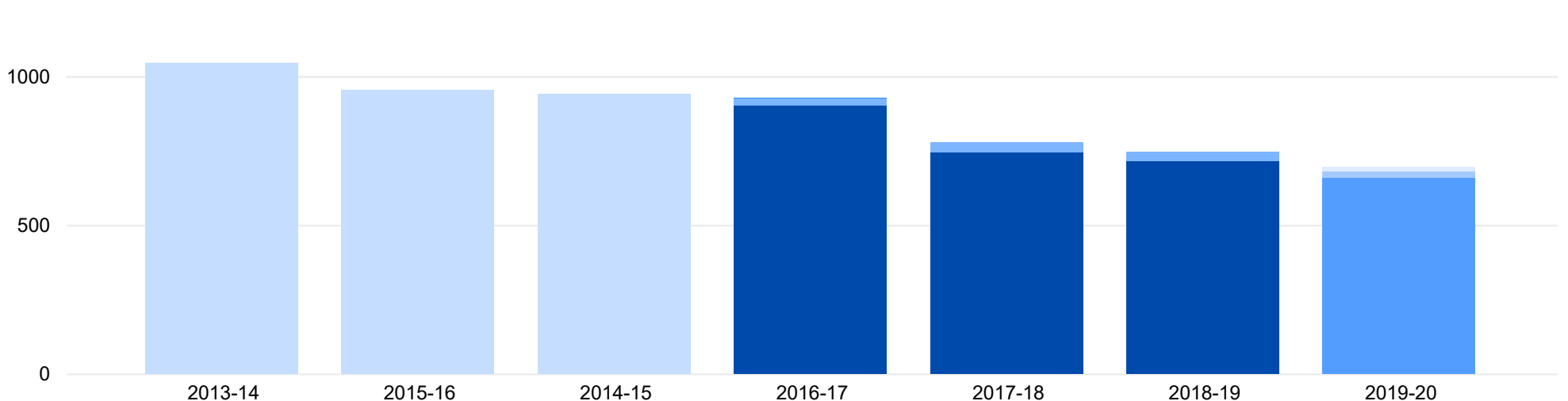
Number of proven offences, by gravity score band and YOT in Wales, Violence against the person, 2019-20

Gravity Score band ● 3-4 ● 5-6 ● 7-8



Number of proven offences, by gravity score band in Wales, Violence against the person

Gravity Score band ● 1-4 ● 3-4 ● 5-6 ● 5-8 ● 7-8 ● Not available ● Unknown



Reset

## Crime and Justice Dashboard: Youth Justice - Outcomes

Contents

Multiple selections may be made from slicers with square check boxes. To select multiple options hold down CTRL on your keyboard whilst choosing from the list. For slicers with circular check boxes only one option may be chosen. To deselect an option, select it again.

Please note the data presented here are not a count of children, one child may receive multiple sentences.

Source and user guides are available: [Youth justice statistics - Local Level open data](#)

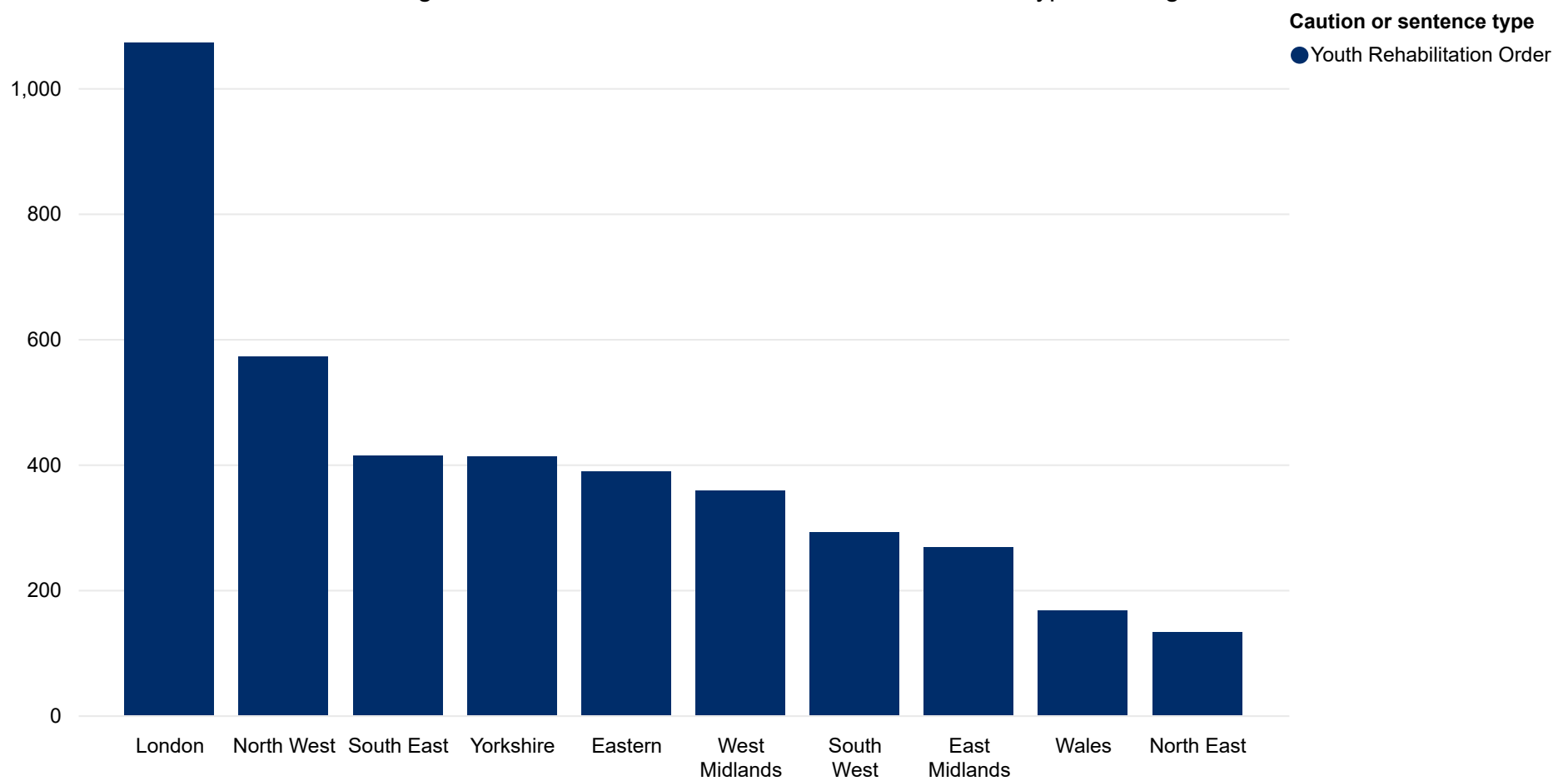
Caution or sentence tier - all charts

- Community
- Custody
- First Tier
- Pre Court

Financial year - regional and YOT bar charts

2019-20

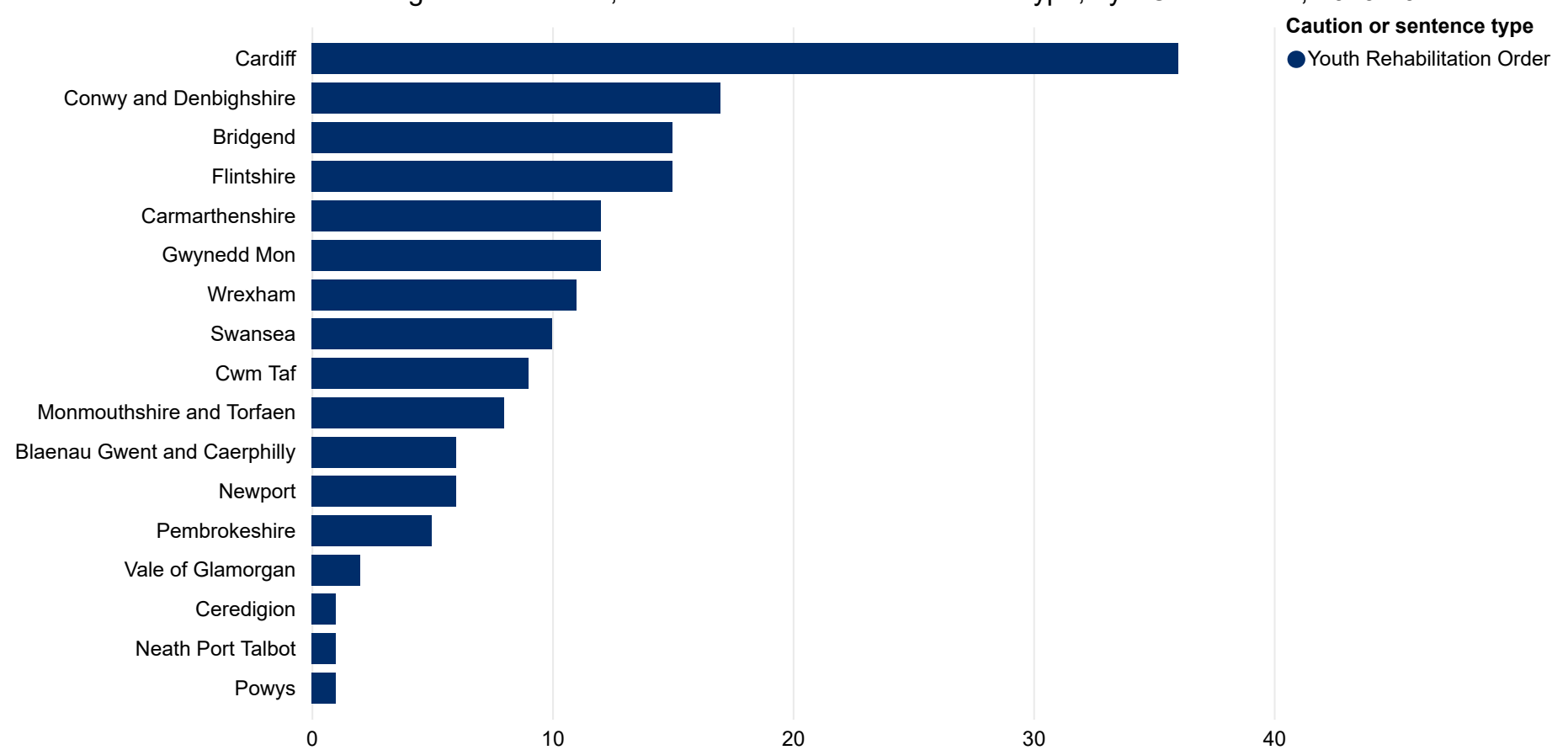
Number of cautions or sentences given to children, for selected caution or sentence type and region, 2019-20



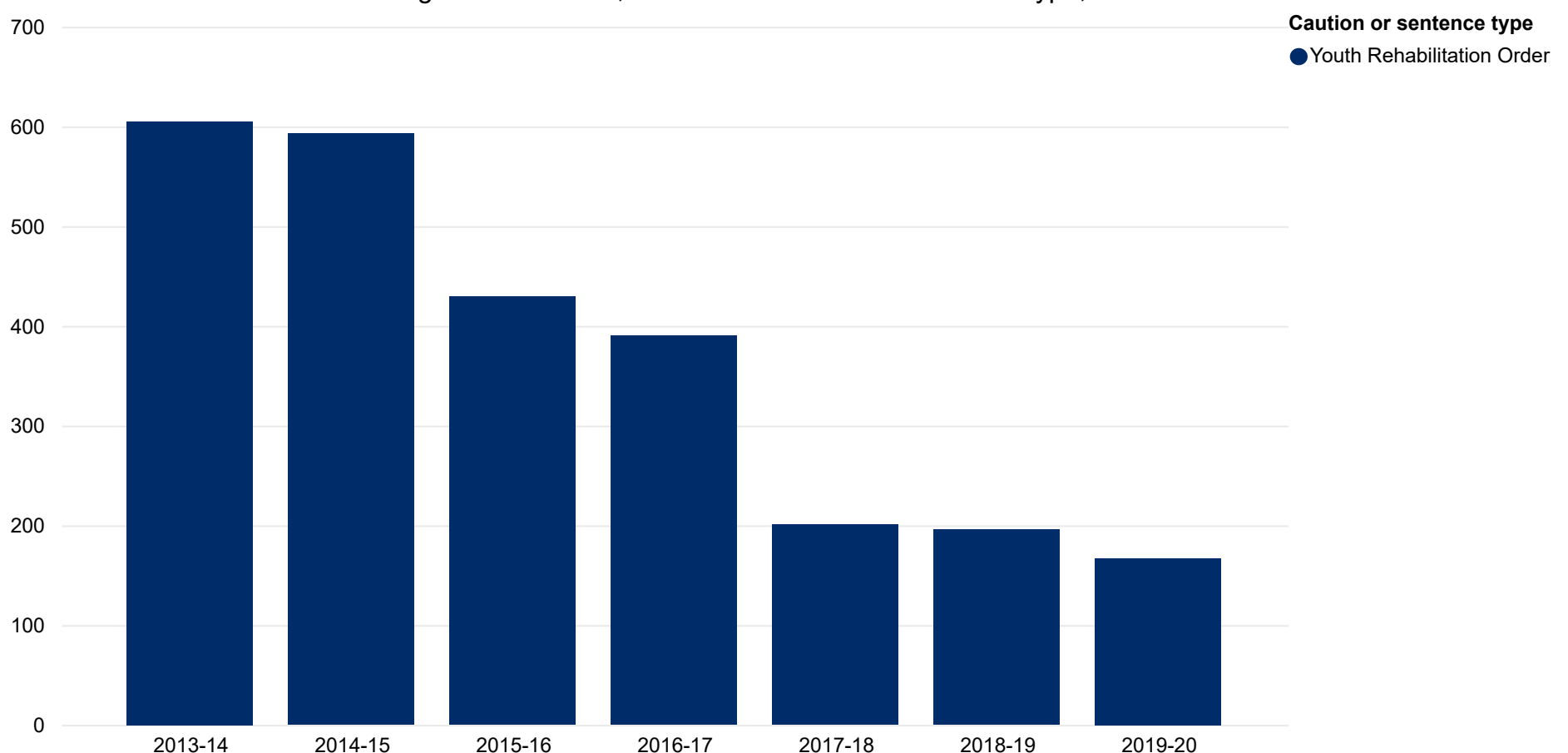
Region - YOT and time series bar charts only

Wales

Number of cautions or sentences given to children, for selected caution or sentence type, by YOT in Wales, 2019-20



Number of cautions or sentences given to children, for selected caution or sentence type, in Wales



## Crime and Justice Dashboard: Prisons and probations

Prison population

CTRL+click here to follow link

Prison performance

Probation caseload

Page topic	Frequency	Publication schedule (month)	Most recent data in dashboard	...which was published
▲				
Prison population	Quarterly	Jan/Apr/July/Oct	Sep-21	Oct-21
Prison performance*	Annual	Jul	2019-20	Jul-20
Probation Caseload	Quarterly	Jan/Apr/July/Oct	Jun-21	Oct-21

\* The Ministry of Justice's publication 'Prison Performance 2020-21' was cancelled due to the COVID-19 pandemic

Check out other Crime and Justice data dashboards:

[Legal Aid](#)

[Courts and Tribunals](#)

[Crime Occurrences](#)

[Workforce](#)

[Youth Justice](#)

Reset

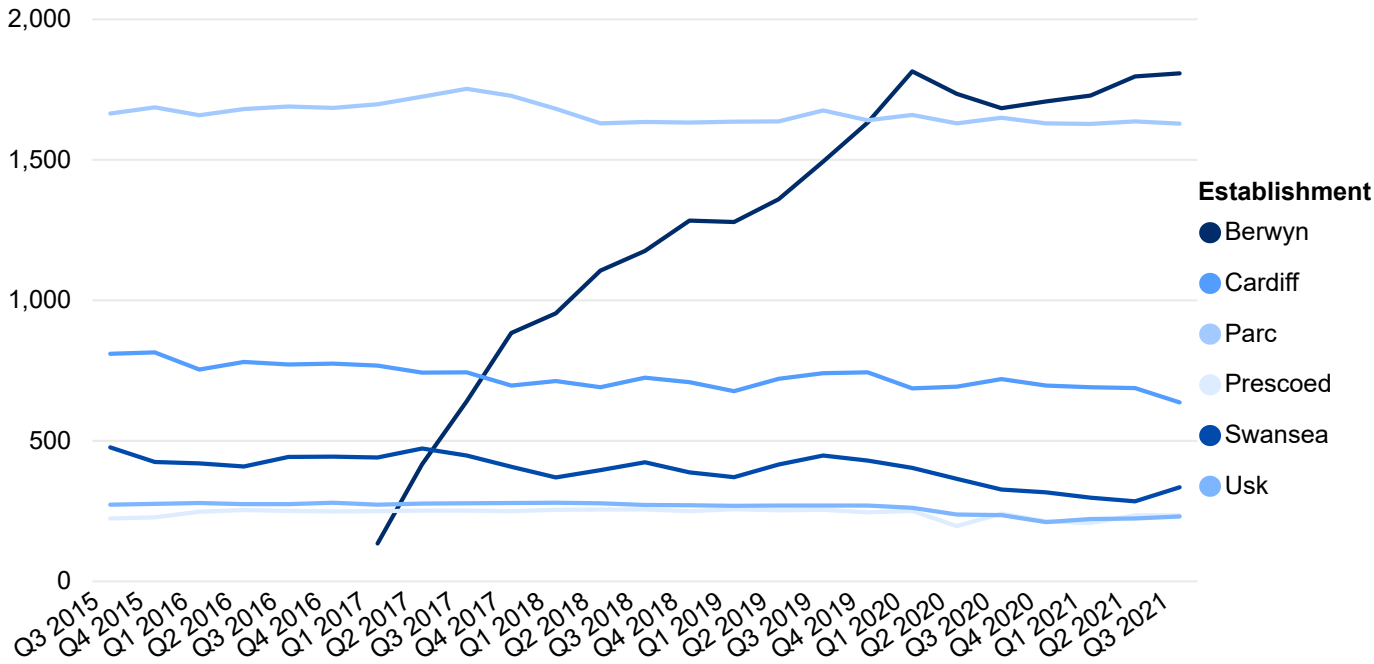
Contents

# Prison Population

Multiple selections may be made from slicers with square check boxes. To select multiple options hold down the CTRL key on your keyboard whilst making your selection from the list. Where a slicer has circular check boxes only one option may be chosen.

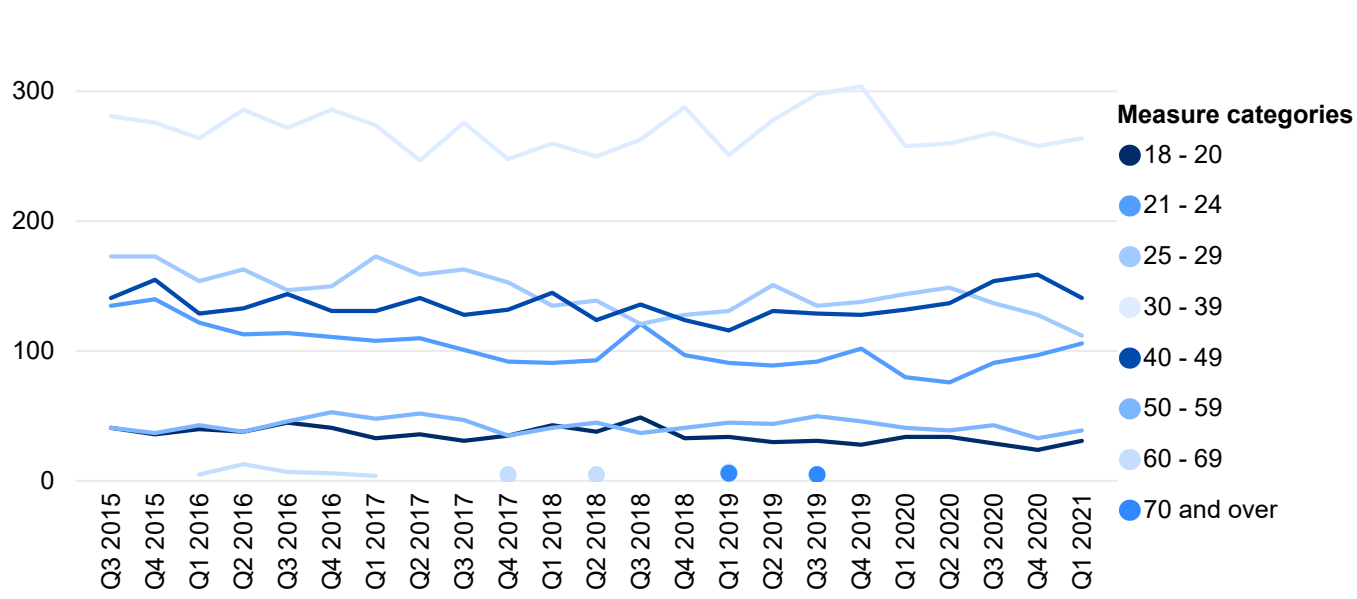
Source and user guides are available: [Offender management statistics quarterly](#).

### Prison population by quarter and year for selected establishments



Establishment

### Prison population by prison and quarter for selected establishments, by Age group



Establishment

Measure

# Prison performance and rating

Reset

Contents

Multiple selections may be made from slicers with square check boxes. To select multiple options hold down the CTRL key on your keyboard whilst making your selection from the list. Where a slicer has circular check boxes only one option may be chosen. Please note although multiple establishments may be selected to do so would not give meaningful charts.

Source and user guides are available: [Prison Performance Statistics](#)

Region   HMPPS Wales

Establishment   Cardiff

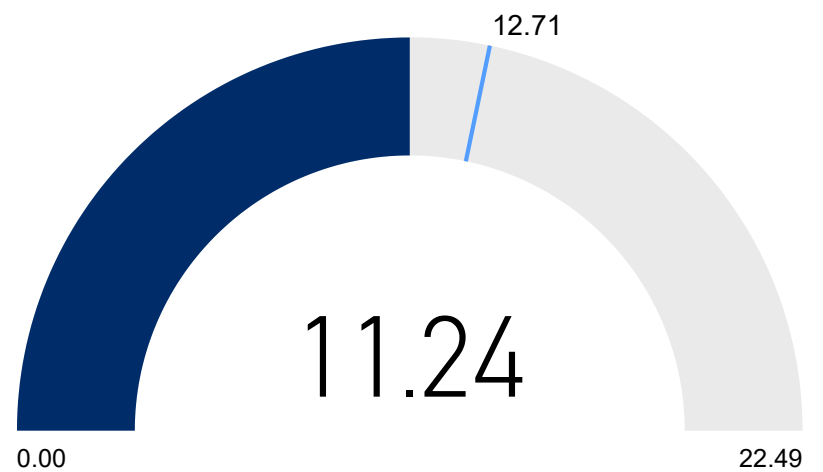
Year  2018-19  2019-20

Domain  Organisational Effectiveness  Purposeful Activity  Rehabilitation and Resettlement

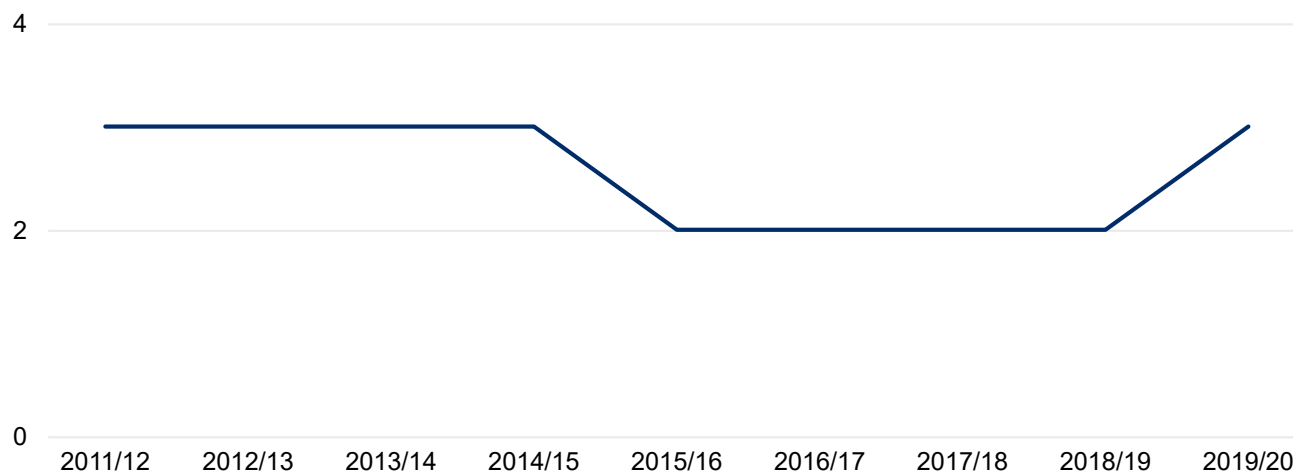
Measure  Foreign National Offender Referrals  Incident Reporting System – assaults checks  Incident Reporting System – self-harm checks  Prison Operating within Budget  Staff Resignation Rate  Staff Sickness Absence

In the chart below, the target figure is shown by the blue line. The outturn figure is indicated by the coloured gauge and shown numerically under the gauge.

Target and outturn figures for Cardiff, Organisational Effectiveness - , 2019-20



Prison rating by year, Cardiff



# Probation Caseload

Reset

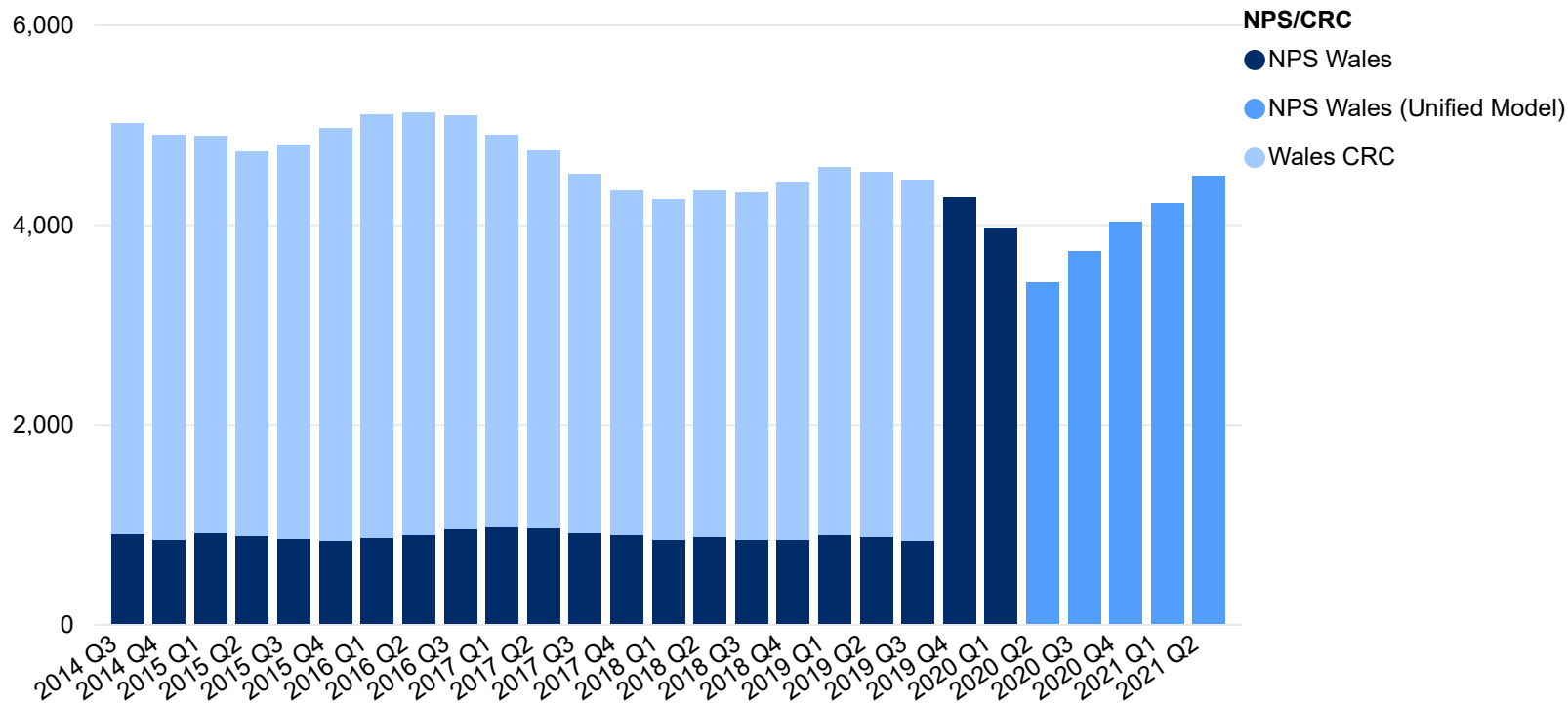
Contents

Multiple selections may be made from slicers with square check boxes. To select multiple options hold down the CTRL key on your keyboard whilst making your selection from the list. Where a slicer has circular check boxes only one option may be chosen. (Please note 2016 Q4 data is currently unavailable)

Source and user guides are available: [Offender Management Statistics quarterly](#).

NPS/CRC  ORDER TYPE   
 Multiple selections  All community sentences

Probation caseload for selected NPS/CRCs, All community sentences



To note: Wales CRC transferred to NPS Wales in Dec 2019.

Probation caseload for selected NPS/CRCs by gender, All community sentences

